

2025 Charter School Applications

**Melanie Rackley
Education Planning and Development Consultant
Office of Charter Schools
December 8-9, 2025**

Overview

- Statutes, Rules & Policies
- 2025 Application Process
- 2025 December Interviews
- Questions/Closing Remarks

2025 CSRB

Committee Assignments

Policy	Performance
Rita Haire (Committee Chair)	John Eldridge (Committee Chair)
Todd Godbey	Stephen Gay
Eric Sanchez	Hilda Parlér
Jeremy Wall	Lindalyn Kakadelis
Shelly Shope	Bruce Friend
Eric Guckian	Gerald McNair

Statutes, Rules and SBE Policies

G.S. 115C-218

- Purpose of charter schools; role of State Board of Education; establishment of North Carolina Charter Schools Review Board and Office of Charter Schools.

115C-218(b)(10) (Powers and Duties)

- To **propose, recommend, and approve** rules and **policies** regarding all aspects of charter school operation, including timelines, **processes**, standards, and criteria for acceptance and approval of applications, monitoring of charter schools, and grounds for revocation of charters.

G.S. 115C-218.5(a)

- The Review Board shall not consider any alleged impact on the local school administrative unit or units in the area served by a charter school when deciding whether to grant, renew, amend, or terminate a charter."

Statutes, Rules and SBE Policies

G.S. 115C-218.2

- **§ 115C-218.2. Opportunity to correct applications; opportunity to address Review Board.**
- (a) The Review Board shall provide timely notification to an applicant of any format issues or incomplete information in the initial application and provide the applicant at least five business days to correct those issues in the initial application. If the applicant submits the corrections within the five business days, equal consideration shall be given to that application.

• G.S. 115C-218.9

- **§ 115C-218.9. Appeals to the State Board of Education.**
- (a) An applicant or charter school may appeal a final decision of the Review Board to grant, renew, revoke, or amend a charter by submitting notice to the Chair of the State Board of Education within 10 days of the Review Board's decision. Copies of the notice shall be sent to the Executive Director of the Office of Charter Schools, State Superintendent, the Chair of the Review Board, and the applicant or charter school affected.

Statutes, Rules & SBE Policies

16 NCAC 06G .0508

CHARTER SCHOOLS APPLICATION AND REVIEW PROCESS

16 NCAC 06G .0509

PLANNING YEAR ACCELERATION

16 NCAC 06G .0512

FAST TRACK REPLICATION– PURPOSE AND DEFINITIONS

16 NCAC 06G .0513

FAST TRACK REPLICATION – ELIGIBILITY

16 NCAC 06G .0514

FAST TRACK REPLICATION – GENERAL REQUIREMENTS

16 NCAC 06G .0515

FAST TRACK REPLICATION – ACCOUNTABILITY

Application Summary Feedback

- OCS assigned each application 3 evaluators
 - 2 external/1 OCS evaluator
- NCDPI Exceptional Children evaluation
- NCDPI Multilingual Learner evaluation

Application Summary Feedback

- Summary feedback is compiled and distributed to applicant boards ahead of capacity interview.
- Each section is rated, commentary provided with observed strengths/weaknesses.
- Highlight areas that require clarification and any outstanding questions.
- Highlight areas that may have the appearance of conflict of interest.

Round One Interviews

Procedure	Time
OCS Introduction	5 minutes
Applicant Board Intro/Opening Statement	10 minutes
Full CSRB Discussion/Questions	25 <i>or</i> *55 minutes
Applicant Closing Statement	10 minutes
Full CSRB deliberates, motions and vote	10 minutes

Total Time = 60 or 90 mins
reserved for CMO/EMO applicants only

Round Two Interviews

- If second round is granted, applicants may only submit items specifically requested by a CSRB member.
- Committee Lead is responsible for generating and/or collecting 2nd round questions from fellow committee members.
- OCS will provide the line of questioning to the respective applicant boards.
- Applicants have 10 calendar days to provide requested documentation.

Round Two Interviews

Procedure	Time
OCS Introduction	5 minutes
Applicant Board Opening Statement	5 minutes
Full CSRB Discussion/Questions	25 minutes
Applicant Closing Statement	5 minutes
Full CSRB deliberates, motions and vote	10 minutes

Total Time = 50 mins

Duties of OCS and CSRБ

Office of Charter Schools Responsibilities

- Collect Application & Fees
- Notify Applicants of Status Updates
- Provide evaluators training on review specifics
- Provide CSRБ an application review schedule
- Release evaluated applications to CSRБ committee members prior to Round #1 interviews
- Provide a general overview of each application prior to interview
- Notify applicants at each stage of the process

Charter School Review Board Responsibilities

- Provide an interview opportunity for each applicant with a complete application & submitted application fee
- Conduct Round #1 Interview (60 minutes)
- Make 1 of 3 Votes
 - Review Board Approval
 - Review Board Denial
 - CSRБ Round #2 interview

2025 Applicant Cohort

School Name	County	Year 1 Grade Span	Year 5 Grade Span	Year 1 Student Enroll	Year 5 Student Enroll	CSRB Decision
IDYL - Wake	Wake	K-6	K-8	350	450	Approved
Ascent Classical of Moore County	Moore	K-8	K-12	512	768	Denied
Focus Academy Charter	Wake	K-4	K-8	200	390	Approved
Ryze Academy	Forsyth	K-4	K-8	250	450	Approved
BH2 Stream School	Edgecombe	K-6	K-8	280	360	Approved
Carolina Scholars Academy	Franklin	K-5	K-8	520	772	Withdrew
Encompass Montessori	Wake	K-1	K-5	144	528	Denied
Preparatory Leadership Academy	Gaston	K-5	K-5	250	350	Denied
Little Rock Prep for Young Men	Mecklenburg	Grade 9	9-12	125	500	Denied
Celeste Beauty Academy	Mecklenburg	9-11	9-12	100	230	Pending
Myrtis Simpson Walker Academy	Mecklenburg	K-5	K-8	270	472	Pending
Somerset Preparatory Academy	Union	K-2	K-5	300	600	Pending
Cape View Leadership Academy	Pender	6-10	6-12	298	414	Pending
			TOTAL	3,301	6,284	



North Carolina Department of
PUBLIC INSTRUCTION

December 2025 - Charter Applications

2025 Applications

County Distribution

1. Edgecombe – 1	6. Moore – 1
2. Forsyth – 1	7. Pender – 1
3. Franklin – 1	8. Union – 1
4. Gaston – 1	9. Wake – 3
5. Mecklenburg – 3	

Proposed School Name and County (Q1, Q3)	Cape View Leadership Academy (Pender)
Proposed Timeline (Q10)	Standard - August 2027
Mission (Q112)	<i>Cape View Leadership Academy will cultivate young leaders who push boundaries, honor tradition, and embrace innovation. Through a commitment to academic excellence and integrity, we empower students to unlock new possibilities and shape the future.</i>
Proposed Grade Levels/Enrollment (Q12-13)	Year 1: 6-10; 298 students Year 2: 6-11; 327 students Year 3: 6-12; 385 students Year 4: 6-12; 414 students Year 5: 6-12; 414 students At Capacity: Year 4
Food Service (Q217)	NSLP; will pursue CEP if qualified
Transportation (Q216)	Contracted bus vendor <i>or</i> bus purchase; private vendor contract for EC services
Weighted Lottery (Q209)	No
Facility (Q5; Q223-228)	None identified; 28443 or 28445 zip codes
Repeat Applicant	No
Assistance Provided/Partnering with EMO or CMO? (Q7; Q70)	Application assistance provided by the proposed management organization (ACCEL Schools)

Cape View Leadership Academy

LEA Demographic Comparison

Comparison County

County Name (Public School...)
Pender County

Application Projections Enter as percentage (0.##)

ETHNICITY/RACE

American Ind or AK Native
0%

Asian
0%

Black or African American
16%

Hispanic
19%

Native HI or Pacific Islander
0%

Two or More Races
5%

White
59%

EDS SUBGROUPS

Economically Disadvantaged
67%

Students with Disabilities
19%

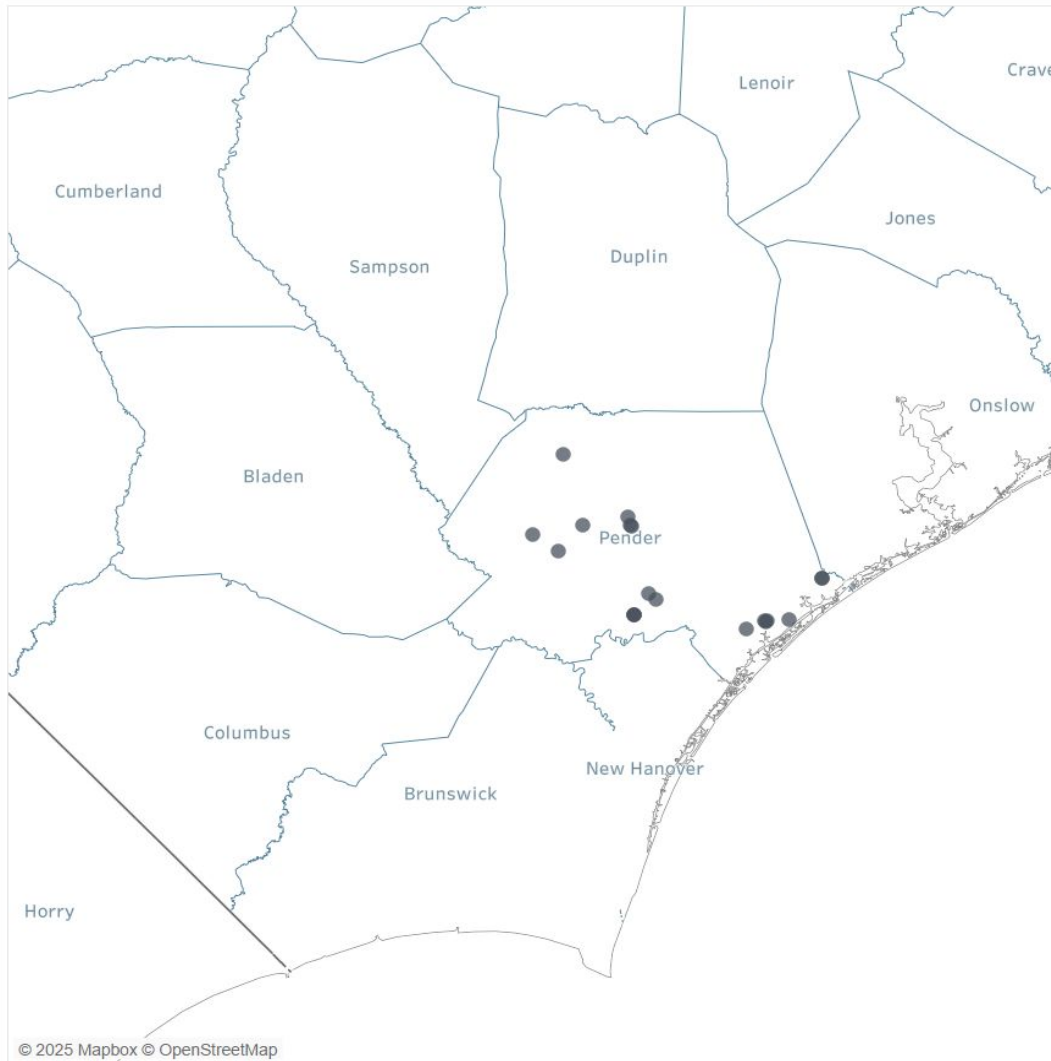
English Learners
7%

Homeless
6%

School Type Legend

Traditional

Charter and Traditional Public Schools in Pender County



*Schools are plotted using 2020-21 data from the National Center for Education Statistics. Schools that opened after the 2020-21 school year are not included in the map.

Projected Racial Comparisons

Proposed American Indian or Alaskan Native	0%			
Surrounding American Indian or Alaskan Native	0%			
Proposed Asian	0%			
Surrounding Asian	1%			
Proposed Black or African American	16%			
Surrounding Black or African American	12%			
Proposed Hispanic	19%			
Surrounding Hispanic	17%			
Proposed Native Hawaiian or Pacific Isl	0%			
Surrounding Native Hawaiian or Pacific Isl	0%			
Proposed Two or More Races	5%			
Surrounding Two or More Races	5%			
Proposed White	59%			
Surrounding White	65%			

0% 25% 50% 75%

Projected Subgroup Comparisons

Proposed Econ Dis	67%			
Surrounding Econ Dis	36%			
Proposed SWD	19%			
Surrounding SWD	14%			
Proposed EL	7%			
Surrounding EL	6%			
Proposed HL	6%			
Surrounding HL	1%			

0% 25% 50% 75%

Proposed School Name and County (Q1, Q3)	Myrtis Simpson Walker Academy (Mecklenburg)
Proposed Timeline (Q10)	Standard - August 2027
Mission (Q112)	<i>MSWA focuses on growing children through musical arts and entrepreneurship, developing them into productive citizens instilled with drive to pursue their passion; persistence to achieve their goals and the empowerment to lead with integrity.</i>
Proposed Grade Levels/Enrollment (Q12-13)	Year 1: K-5; 270 students Year 2: K-6; 324 students Year 3: K-7; 366 students Year 4: K-8; 435 students Year 5: K-8; 472 students At Capacity: Year 5
Food Service (Q217)	NSLP
Transportation (Q216)	Contracted bus vendor; community bus stops within 10-15 mile radius
Weighted Lottery (Q209)	Yes
Facility (Q5; Q223-228)	None identified; zip codes 28105; 28104; 28212.
Repeat Applicant	Yes
Assistance Provided/Partnering with EMO or CMO? (Q7; Q70)	No

Myrtis Simpson Walker Academy

LEA Demographic Comparison

Comparison County

County Name (Public School)
Mecklenburg County

Application Projections

Enter as percentage (0-##)

ETHNICITY/RACE

American Ind or AK Native
1%

Asian
7%

Black or African American
36%

Hispanic
29%

Native HI or Pacific Islander
2%

Two or More Races
1%

White
24%

EDS SUBGROUPS

Economically Disadvantaged
78%

Students with Disabilities
12%

English Learners
5%

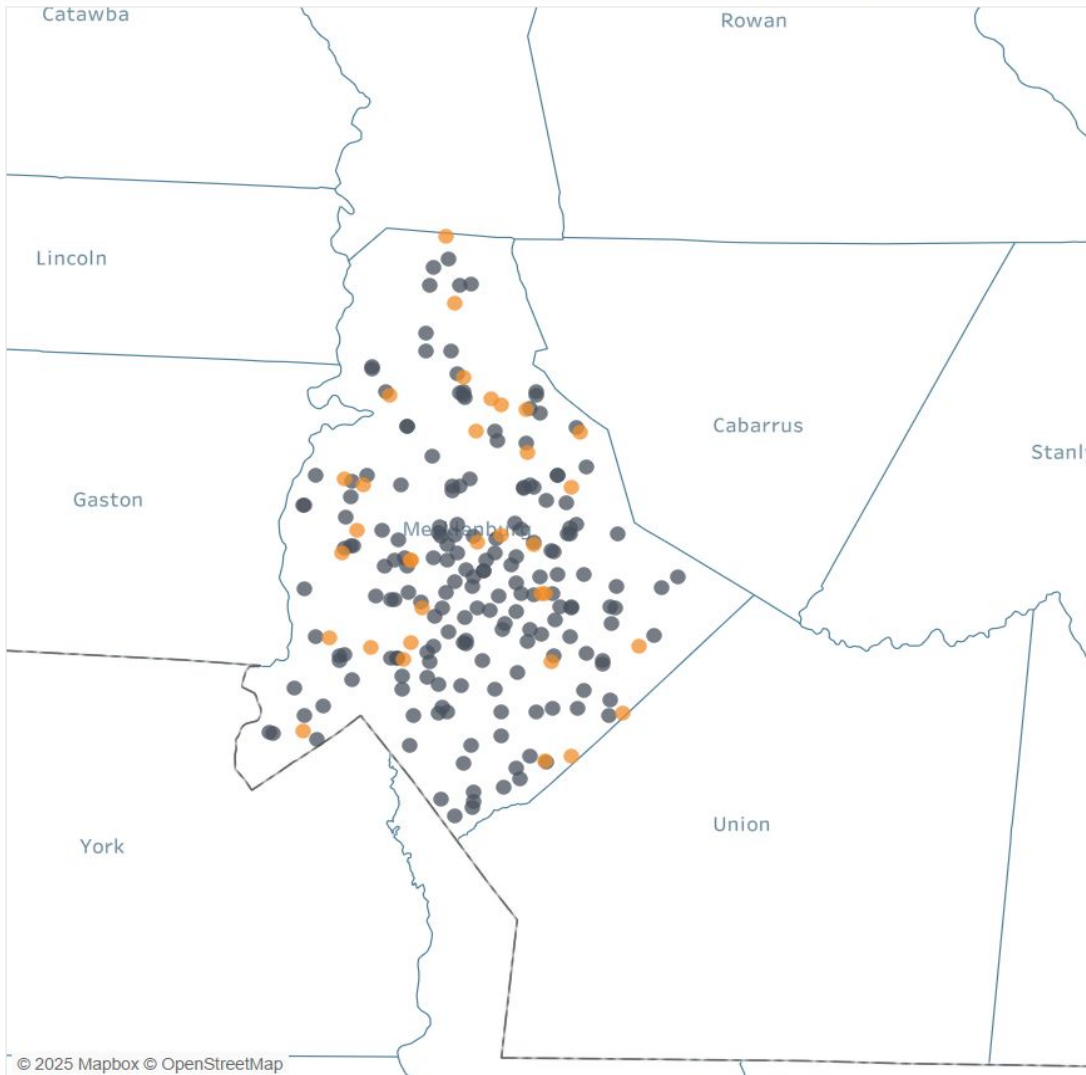
Homeless
4%

School Type Legend

Charter

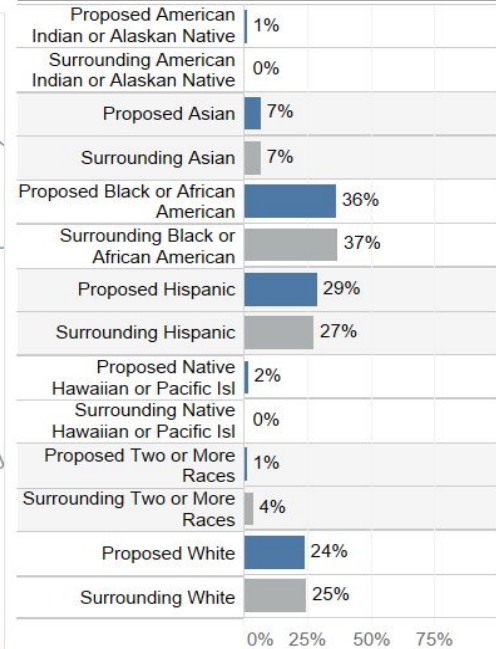
Traditional

Charter and Traditional Public Schools in Mecklenburg County

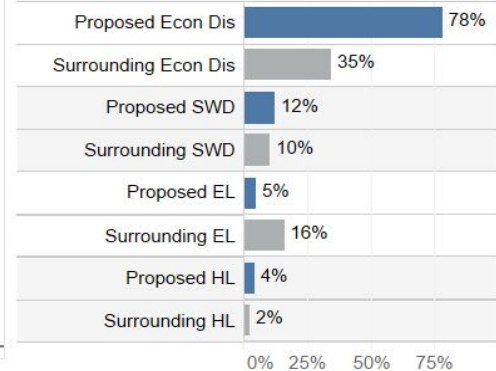


*Schools are plotted using 2020-21 data from the National Center for Education Statistics. Schools that opened after the 2020-21 school year are not included in the map.

Projected Racial Comparisons



Projected Subgroup Comparisons



Proposed School Name and County (Q1, Q3)	Somerset Preparatory Academy North Carolina (Union)
Proposed Timeline (Q10)	Standard - August 2027
Mission (Q112)	<i>Somerset Academy Preparatory North Carolina promotes a transformational culture that maximizes student achievement and the development of accountable, global learners in a safe and enriching environment that fosters high quality education.</i>
Proposed Grade Levels/Enrollment (Q12-13)	Year 1: K-2; 300 students Year 2: K-3; 400 students Year 3: K-4; 500 students Year 4: K-5; 600 students Year 5: K-5; 600 students At Capacity: Year 4
Food Service (Q217)	NSLP and SBP
Transportation (Q216)	Carpool coordination; contracted bus service for special populations
Weighted Lottery (Q209)	No
Facility (Q5; Q223-228)	None identified
Repeat Applicant	Yes
Assistance Provided/Partnering with EMO or CMO? (Q7; Q70)	Application assistance provided by Academica.

Somerset Preparatory Academy NC

LEA Demographic Comparison

Comparison County

County Name (Public School)
Union County

Application Projections Enter as percentage (0.##)

ETHNICITY/RACE

American Ind or AK Native
0%

Asian
6%

Black or African American
12%

Hispanic
20%

Native HI or Pacific Islander
0%

Two or More Races
4%

White
57%

EDS SUBGROUPS

Economically Disadvantaged
38%

Students with Disabilities
10%

English Learners
5%

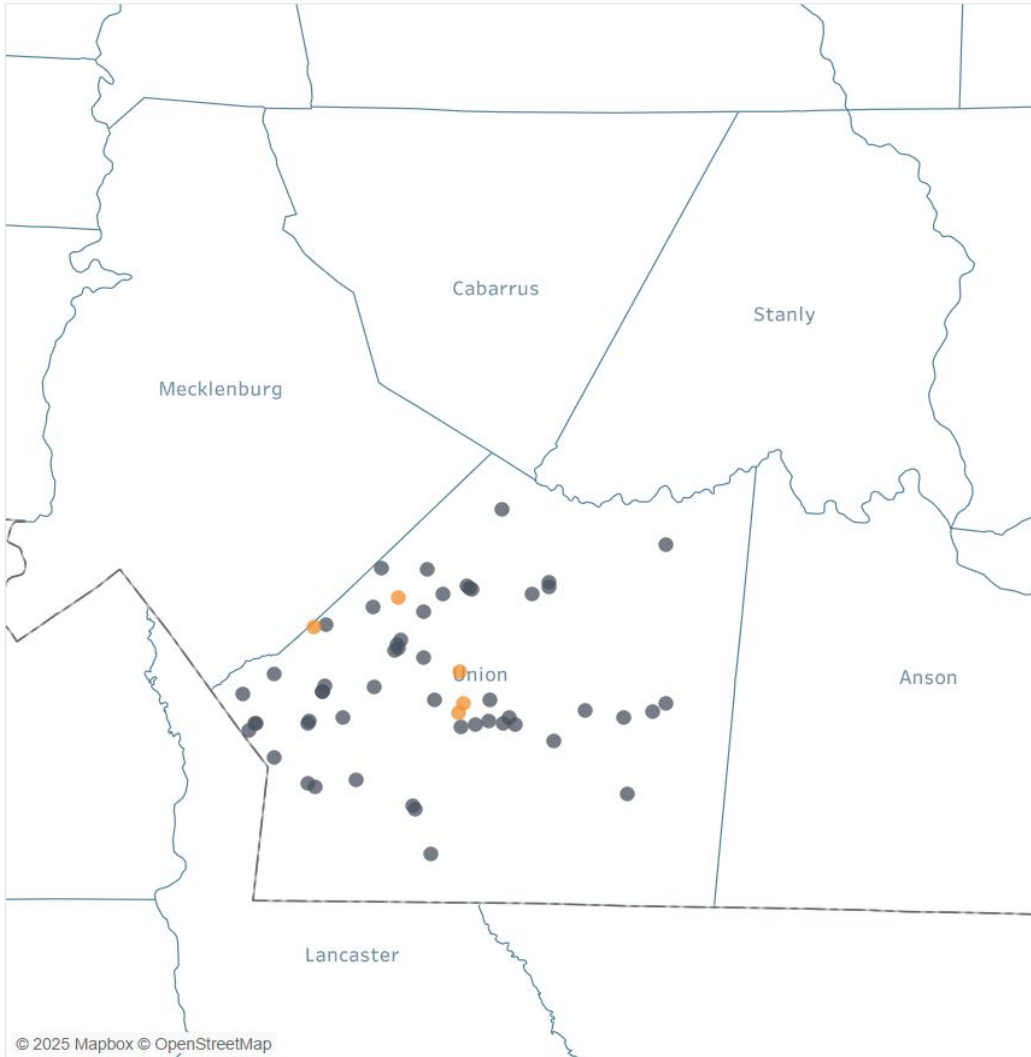
Homeless
1%

School Type Legend

Charter

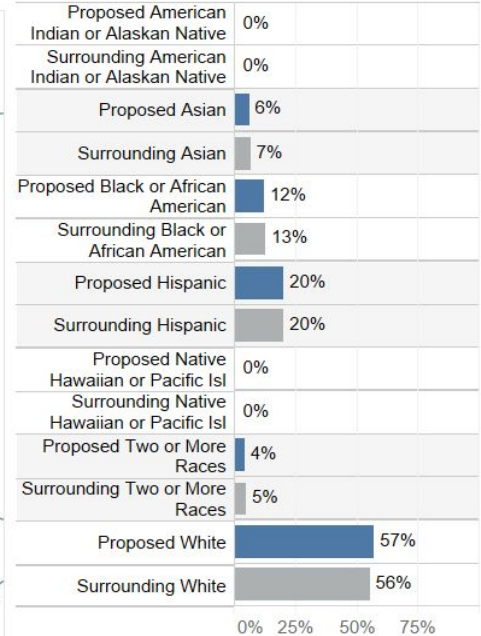
Traditional

Charter and Traditional Public Schools in Union County

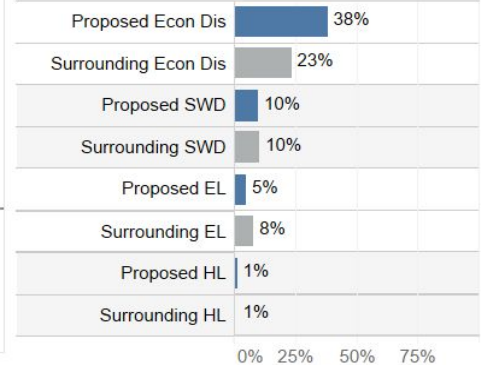


*Schools are plotted using 2020-21 data from the National Center for Education Statistics. Schools that opened after the 2020-21 school year are not included in the map.

Projected Racial Comparisons



Projected Subgroup Comparisons



Proposed School Name and County (Q1, Q3)	Celeste Beauty Academy (Mecklenburg)
Proposed Timeline (Q10)	Standard - August 2027
Mission (Q112)	<i>Celeste Beauty Academy empowers high school students in Charlotte to graduate with a diploma, preparation for state cosmetology license, and entrepreneurial skills—preparing them for college, careers, and leadership in the beauty and wellness industry.</i>
Proposed Grade Levels/Enrollment (Q12-13)	Year 1: 9-11; 100 students Year 2: 9-12; 160 students Year 3: 9-12; 190 students Year 4: 9-12; 210 students Year 5: 9-12; 230 students At Capacity: Year 5
Food Service (Q217)	NSLP
Transportation (Q216)	CATS public transit passes; transportation for special populations via private vendor or CMS
Weighted Lottery (Q209)	No
Facility (Q5; Q223-228)	Phase 1 lease portion of 2601 Wilkinson Blvd; Phase 2 permanent facility within zip code 28206
Repeat Applicant	No
Assistance Provided/Partnering with EMO or CMO? (Q7; Q70)	No

Celeste Beauty Academy

LEA Demographic Comparison

Comparison County

County Name (Public School...
Mecklenburg County

Application Projections

Enter as percentage (0.##)

ETHNICITY/RACE

American Ind or AK Native
1%

Asian
0%

Black or African American
35%

Hispanic
0%

Native HI or Pacific Islander
0%

Two or More Races
42%

White
24%

EDS SUBGROUPS

Economically Disadvantaged
100%

Students with Disabilities
0%

English Learners
0%

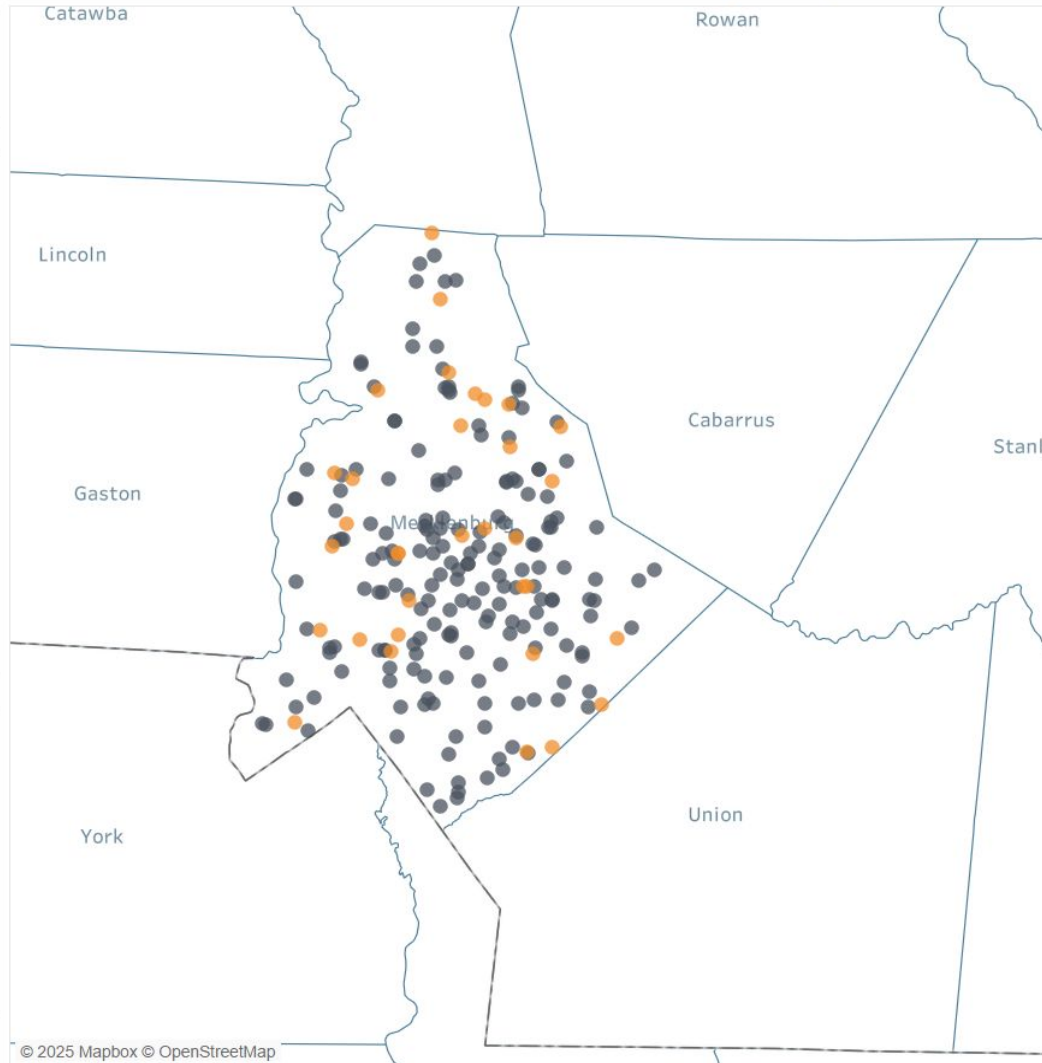
Homeless
0%

School Type Legend

Charter

Traditional

Charter and Traditional Public Schools in Mecklenburg County



*Schools are plotted using 2020-21 data from the National Center for Education Statistics. Schools that opened after the 2020-21 school year are not included in the map.

Projected Racial Comparisons

Proposed American Indian or Alaskan Native	1%			
Surrounding American Indian or Alaskan Native	0%			
Proposed Asian	0%			
Surrounding Asian	7%			
Proposed Black or African American	35%			
Surrounding Black or African American	37%			
Proposed Hispanic	0%			
Surrounding Hispanic	27%			
Proposed Native Hawaiian or Pacific Isl	0%			
Surrounding Native Hawaiian or Pacific Isl	0%			
Proposed Two or More Races	42%			
Surrounding Two or More Races	4%			
Proposed White	24%			
Surrounding White	25%			

0% 25% 50% 75%

Projected Subgroup Comparisons

Proposed Econ Dis	100%			
Surrounding Econ Dis	35%			
Proposed SWD	0%			
Surrounding SWD	10%			
Proposed EL	0%			
Surrounding EL	16%			
Proposed HL	0%			
Surrounding HL	2%			

0% 25% 50% 75%

January 2026: CSRB Interviews Standard Timeline Applicants

Performance Committee

- TBD Second Interviews

Policy Committee

- TBD Second Interviews

Questions/Closing Remarks

Melanie Rackley, Applications Lead
Office of Charter Schools

Melanie.Rackley@dpi.nc.gov

[Phone - \(984\)236-2712](tel:(984)236-2712)