



NORTH CAROLINA
State Board of Education
Department of Public Instruction

Report to the North Carolina General Assembly

Low-Performing Districts and Schools,
Improvement Planning, and Statewide
Support

HB 2436 (Sec.7.3a-7.3b)

SL 2007-323.Sec.7.18(b)

HB 1473, 2007

G.S. 115C-12(25)

Date Due: November 15, 2025
DPI Chronological Schedule, 2024-2025

STATE BOARD OF EDUCATION

STATE BOARD OF EDUCATION VISION

Every public school student in North Carolina will be empowered to accept academic challenges, prepared to pursue their chosen path after graduating high school, and encouraged to become lifelong learners with the capacity to engage in a globally-collaborative society.

STATE BOARD OF EDUCATION MISSION

The mission of the North Carolina State Board of Education is to use its constitutional authority to guard and maintain the right of a sound, basic education for every child in North Carolina Public Schools.

ERIC DAVIS, Chair

Charlotte – At-Large

JILL CAMNITZ

Greenville – Northeast Region

JOHN BLACKBURN

Linville – Northwest Region

ALAN DUNCAN, Vice Chair

Greensboro – Piedmont-Triad Region

REGINALD KENAN

Rose Hill – Southeast Region

DR. JANET MASON

Forest City – Western Region

RACHEL HUNT, Lieutenant Governor

Charlotte – Ex Officio

VACANT

North Central Region

J. WENDELL HALL

Ahoskie – At-Large

BRAD BRINER, State Treasurer

Chapel Hill – Ex Officio

OLIVIA OXENDINE

Pinehurst – Sandhills Region

CATTY MOORE

Monroe – At-Large

MAURICE "MO" GREEN, Superintendent

Greensboro – Secretary to the Board

VACANT

Southwest Region

The above State Board of Education information is a record of the board members at the time of this document's approval for publication. For the current list of State Board Members, Vision and Mission Statements, go to www.dpi.nc.gov/about-dpi/state-board-education.

NC DEPARTMENT OF PUBLIC INSTRUCTION

Maurice "Mo" Green, State Superintendent / 301 N. Wilmington Street, Raleigh, North Carolina 27601

In compliance with federal law, the NC Department of Public Instruction administers all state-operated educational programs, employment activities and admissions without discrimination because of race, religion, national or ethnic origin, color, age, military service, disability, or gender, except where exemption is appropriate and allowed by law.

Inquiries or complaints regarding discrimination issues should be directed to:

Thomas Tomberlin, Senior Director, Educator Preparation, Licensure, and Performance, NCDPI
6301 Mail Service Center, Raleigh, NC 27699-6301 / Phone: (984) 236-2114

Visit us on the Web: www.dpi.nc.gov

TABLE OF CONTENTS

EXECUTIVE SUMMARY	3
INTRODUCTION AND LEGISLATIVE CONTEXT	3
LEGISLATION	4
Implementation of Legislation (September-December 2024)	6
TRENDS AND PATTERNS FROM LOW-PERFORMING PLANS	6
SCHOOL IMPROVEMENT SPOTLIGHT	7
Cleveland County Schools: Middle School Instruction	8
Spotlight Summary	12
ACCOUNTABILITY DATA SETS AND REPORTS	12
LOW-PERFORMING SCHOOLS AND DISTRICTS: STRATEGIC PLAN ALIGNMENT	15
ODSSS SERVICES AND CORE LEVERS	15
ODSSS FRAMEWORK FOR SUPPORTING DISTRICTS	16
ODSSS THEORY OF ACTION	19
INNOVATION AND ALIGNMENT WITH PILLAR 6	19
POSITIONING NORTH CAROLINA FOR SUSTAINABLE IMPACT	20
SCHOOL IMPROVEMENT	20
Diagnostic Services	20
TRANSFORMATION SUPPORT	21
Anson County Schools	22
Montgomery County Schools	23
Warren County Schools	23
Washington County Schools	24
Restart Model for District/School Reform	25
INTEGRATED ACADEMIC BEHAVIOR SYSTEMS (IABS)	29
REGIONAL SUPPORT SERVICES (RSS)	33
Regional Support Multi-Tiered Systems of Support (MTSS)	35
Evaluation of the Regional Support System	36
GOLDEN LEAF SCHOOLS INITIATIVE (GLSI)	37
OFFICE OF CHARTER SCHOOLS (OCS)	38
OFFICE OF FEDERAL PROGRAMS (OFP)	38
THE OFFICE OF EARLY LEARNING (OEL)	39
THE OFFICE OF EXCEPTIONAL CHILDREN (ECD)	40
THE OFFICE OF TEACHING AND LEARNING (OTL)	40
THE OFFICE OF CAREER AND TECHNICAL EDUCATION (CTE)	40
INNOVATIVE PRACTICES PILOTED	41
COMPREHENSIVE ASSESSMENT OF LEADERSHIP AND LEARNING SURVEY PILOT	41
A Case Study of a District Designated as Low Performing: Warren County Schools	42
CALL Survey Pilot Findings	43
CALL Survey Pilot Recommendations	44

PRINCIPAL MENTORING PILOT	44
Project Overview	44
Pilot Project Outcomes	45
CARES: A STATE INTENSIVE INTERVENTION COACHING PILOT	45
Key Qualitative Findings	46
Key Quantitative Findings	46
Takeaway	46
Summary	46
STATEWIDE SURVEY OF LOW-PERFORMING DISTRICTS AND SCHOOLS	47
REPORTING ON PERSONNEL ACTIONS TAKEN	48
APPOINTMENT OF AN INTERIM SUPERINTENDENT	48
RECOMMENDATIONS FOR ADDITIONAL LEGISLATION	49
Legislative Recommendations	49
APPENDICES	51
Appendix A. 2024 - 25 Low-Performing Schools List	51
Appendix B. 2024 - 25 Low-Performing Districts	92
Appendix C. 2024 - 25 Continually Low-Performing Schools List	99
Appendix D. 2024 - 25 Continually Low-Performing Charter Schools List	137

COMMITTEE ON LOW-PERFORMING DISTRICTS AND SCHOOLS, IMPROVEMENT PLANNING, AND STATEWIDE SUPPORT

EXECUTIVE SUMMARY

G. S. §115C-12(25) requires the State Board of Education (SBE) to submit a report to the Joint Legislative Education Oversight Committee (JLEOC) annually regarding schools identified as low-performing, school improvement plans found to significantly improve student performance, personnel actions taken in low-performing schools, and recommendations for additional legislation to improve student performance and increase local flexibility.

This report contains information regarding the implementation of G. S. §115C-105.37. Identification of low-performing schools; G. S. §115C-105.37B. Reform of continually low performing schools; G. S. §115C-105.39A. Identification of low-performing local school administrative units; and, G. S. §115C105.39. Dismissal or removal of personnel; appointment of interim superintendent. Specifically, the report provides a summary of the steps and processes developed and implemented by the NCPDI to support those districts and schools identified as low performing based on the 2024-2025 performance results. Additionally, the report includes analysis of submitted school and district improvement plans based on the review by NCDPI staff as well as appendices with the full list of schools designated low performing as defined by G.S. §115C-83.15.

INTRODUCTION AND LEGISLATIVE CONTEXT

The following section of this report provides a brief summary of legislation in connection with state low-performing school and low-performing district designations. Also included are the results of performance and growth data for low-performing districts and schools based on the analysis of School Performance Grades (SPG) from the 2024-2025 year. The report specifically presents the following information and data:

- Summary of the legislation concerning low-performing districts and schools,
- Overview of the required timeline and process for 2023-2024 improvement plans and other actions required upon receiving a low-performing designation,
- General information on NCDPI's execution of actions and timelines contained in law, and
- Analysis of the 2024-2025 accountability results pertaining to low-performing schools and districts.

LEGISLATION

In September 2015, Session Law 2015-241 House Bill 97, provided amended definitions for low-performing schools and a new designation for low-performing districts. Included in both the amended and new designations were specifically defined processes, procedures, and requirements for low-performing schools and districts (see Table 1).

Table 1. September 2015 Statute For Low-Performing Schools And Local School Administrative Units

General Statute	Explanation
§ 115C-105.37. Identification of low-performing schools	Defines low-performing schools as those that receive a school performance grade of D or F and a school growth score of "met expected growth" or "not met expected growth".
G. S. §115C-105.37B. Reform of continually low performing schools	Defines the SBE authority to reform a continually low-performing school using one of four models—transformation, restart, turnaround, or closure—under established requirements, procedures, and reporting, without limiting other local board powers.
§ 115C-105.39A. Identification of low-performing local school administrative units	Defines a low-performing school administrative unit as a unit in which the majority of the schools in that unit that earned an overall school performance grade and school growth score identified as low-performing schools.
G. S. §115C105.39. Dismissal or removal of personnel; appointment of interim superintendent	Defines required personnel actions that the local state superintendent, local board of education, and SBE can take when schools or districts are designated as low performing.

According to state legislation, the SBE annually identifies low-performing schools and districts, triggering a series of required actions to improve performance (see Table 2). Within 30 days of designation, superintendents determine principal employment decisions, preliminary school or district improvement plans are submitted to the local board with public input, and written notifications are sent to parents detailing performance grades, growth scores, and improvement strategies. The local board reviews, approves, or modifies the plans within 30 days, which are then submitted to the State Board for recommendations within five days of approval. After considering feedback, the local board finalizes the plan and submits it to the State Board, ensuring

accessibility through both the local administrative unit website and the NCDPI website upon final submission.

Table 2. Low-Performing Legislative Requirements

Legislative Requirement	Explanation	Timeline/Deadline
Identification	SBE identifies low-performing schools and low performing districts	Annually
Low-Performing Schools		
Principal Decision	Superintendent determines from 4 options employment of the principal of each low-performing school	Within 30 days of low-performing designation
School Plan for Improvement	A preliminary plan (with public input) for improving both the school performance grade and school growth score submitted to the local board	Within 30 days of low-performing designation
Written Notification to Parents	Written notice should contain school's performance grade and growth score earned, and plan for improvement	Within 30 days of low-performing designation
Local Board Approval	Local Board approves, modifies, or rejects preliminary plan	Within 30 days of receiving the plan
Submit plan to State Board	The plan is submitted to the State Board for recommendations	Within 5 days of local board approval
Feedback regarding the plan	The SBE reads and provides recommendations about the plan	Expedientiously
Consider feedback	Local board amends the plan as needed and submits final plan to the State Board	After local board final approval
Access to the final plan	The final plan is accessible through local school administrative unit website and the NC Department of Public Instruction's website	Upon final submission
Low-Performing Local School Administrative Unit		
Principal Decision	Superintendent determines from 4 options employment of the principal of each low-performing school	Within 30 days of low-performing designation
District Plan for Improvement	A preliminary plan (with public input) for improving each schools' performance grade and school growth score, monitoring each schools' progress, and administrative unit's possible policy changes is submitted to the local board	Within 30 days of low-performing designation
Written Notification to Parents	Written notice should be sent to parents of all students attending any school deemed low-performing in the local administrative unit.	Within 30 days of low-performing designation

	Notification should define low-performing local school administrative unit, percentage of schools identified, information about individual low-performing school, and plan for improvement	
Local Board Approval	Local Board approves, modifies, or rejects preliminary plan	Within 30 days of receiving the plan
Submit plan to State Board	The plan is submitted to the SBE for Recommendations	Within 5 days of local board approval
Feedback regarding the plan	The SBE reads and provides recommendations about the plan	Expeditiously
Consider feedback	Local board amends the plan as needed and submits final plan to the State Board	After local board final approval
Access to the final plan	The final plan is accessible through local school administrative unit website and NCDPI's website	Upon final submission

Implementation of Legislation (September-December 2024)

NCDPI provides a series of support services to guide districts and schools through the statutory requirements of a low-performing school/district designation. Annually in September, NCDPI provides informational webinars for both schools and districts about how to complete each of the requirements in the law, a visual timeline for completing all steps outlined in legislation, and regional training focusing on the platform used for submitting the comprehensive improvement plans. Districts/schools were given until December 7, 2024, to update/submit the 2024-2025 comprehensive improvement plan. After reminder emails and formal letters of noncompliance, 100% of schools and districts designated as Low-Performing submitted an improvement plan via the NCStar platform. Low-performing districts were asked to update and submit their 2024–2025 District Improvement Plan by December 7, 2024. A total of 95.6% met this requirement by submitting their plans through the NCStar platform. Rowan-Salisbury Schools was the only district that did not submit a plan, as their designation as a renewal district exempts them from this requirement.

TRENDS AND PATTERNS FROM LOW-PERFORMING PLANS (SEPTEMBER-DECEMBER 2024)

The Office of District and School Support Services (ODSSS), the Office of Federal Programs, and the Office of Charter Schools collaborated to deliver targeted feedback to low-performing districts and schools through NCStar, the state's web-based platform for guiding and managing continuous improvement. In the current reporting and feedback cycle, a redesigned feedback form enhanced clarity by distinguishing legislative requirements from best practices, ensuring that guidance was both direct and actionable. This improved approach allowed district and school leaders to better align

their improvement efforts with state expectations while also focusing on practices that promote sustainable growth.

As a result, the feedback process not only addressed immediate compliance needs but also supported the long-term development of effective leadership and instructional practices. The data summarized (see Table 3) reveals common strategies employed across schools and underscores the critical role of ongoing professional development in building educator capacity at the classroom, school, and district levels. These identified trends continue to shape and refine effective statewide support practices, providing a stronger foundation for advancing sustained school improvement across North Carolina.

Table 3. Common Themes in Low-Performing Plans

Areas for Growth	Promising Improvements
<ul style="list-style-type: none"> • District coaching feedback seldom included, limiting valuable guidance for schools • Feedback seldom reviewed or applied, limiting corrective improvements to plans • Plans often written for compliance, limiting authentic school improvement • Goals often unclear or not measurable, limiting accountability for progress • Current Implementation vague, Visions misaligned, and Action Steps generic or unsequenced, limiting a clear roadmap for improvement • Monitoring structures inconsistent or absent, limiting accountability for progress • Data and needs assessments missing, limiting evidence-based decision-making • Plans not updated or adjusted as conditions change, limiting responsiveness and impact 	<ul style="list-style-type: none"> • Leadership teams meeting regularly, strengthening collaboration and shared decision-making • Action steps connected to professional development and PLCs, supporting instructional growth • Roles assigned to team members, strengthening distributed leadership • Performance measures increasingly included in plans, helping schools define goals and monitor progress with specific data points • Family engagement efforts present, strengthening school–community connections

SCHOOL IMPROVEMENT SPOTLIGHT

The ODSSS spotlight on school improvement highlights Cleveland County Schools as an example of sustained transformation through strategic systems and focused initiatives. Located in the Southwest region of North Carolina, in the foothills between Charlotte and Asheville, the district has demonstrated measurable progress in student outcomes by aligning its school improvement efforts with the SBE’s goals and the High Reliability Schools (HRS) framework. With an emphasis on academics, attendance, and

behavior, Cleveland County has strengthened core instruction through common pacing guides, balanced assessments, and adopted curricula in math and reading, while embedding evidence-based strategies across classrooms. As a result, the district reduced the number of low-performing schools from nine to two and has seen notable gains at the middle school level, including improved proficiency rates in math and reading, consistent growth on NC Check-Ins, and narrowed achievement gaps through targeted Tier 2 and Tier 3 supports. These outcomes are sustained through strong instructional coaching, collaborative planning, and structured intervention systems. The following section provides a detailed overview of Cleveland County's school improvement strategies.

Cleveland County Schools: Middle School Instruction

Alignment

- **School Improvement Planning** - School Improvement Plans (SIPs) are aligned with the SBE's three overarching goals, ensuring local efforts reflect state priorities. Goals are driven by data and aligned with our ongoing work focusing on academics, attendance, and behavior.
- **High Reliability Schools (HRS) framework** - The framework offers a clear, research-based pathway for continuous school improvement. The current focus is on Level 3, while sustaining and building upon the progress achieved in Levels 1 and 2. By aligning practices with a system grounded in evidence, collective commitments, and measurable results, the framework supports the development of sustainable structures that directly enhance learning, teaching, and growth.
- **[Collective Commitments](#)** - Shared agreements among middle school staff outline the professional behaviors, priorities, and mindsets necessary to achieve the schools'/district's mission and vision.
- **[Instructional Framework](#)** - A district-wide framework provides consistency for instructional practices, outlining expectations for lesson design, delivery, and student engagement.
- **[Instructional Snapshot](#)** - A district-wide document outlining what classroom visitors should/might/never see, hear, and/or feel in every classroom.
- **Common bell schedule** - Schools follow a district-wide bell schedule to support equitable instructional time, intervention blocks, and collaborative planning for teachers. Common plannings also provide us the opportunity to meet (virtually) district-wide with teachers in addition to hosting a best-practice showcase for each grade level content area each semester.

Instructional Practices & Priorities

- **Collaboration and standards-based instruction** - Teachers work in teams alongside literacy or math facilitators to unpack standards to ensure consistency and rigor, plan lessons, discuss best practices, and design, reflect on, or plan responses to assessments
- **Team/District created pacing guides** - Instructional pacing guides were developed collaboratively to provide clarity on when standards and skills are taught, reducing gaps and redundancies.
- **Focus on learning over teaching** - Emphasis is placed on what students must learn and demonstrate, rather than solely on teacher actions, shifting the lens to student outcomes.
- **Balanced assessment** - A variety of assessment types - diagnostic, formative, common formative, NC Check-Ins, and summative - are used to provide a comprehensive picture of student progress. Assessments are collectively analyzed and responded to with students to ensure a continued focus on learning for *all* students.
- **Adopted curricula** - The district is currently in year two of the adoption of Ready Math and Savvas (core) and Ready (supplemental) reading. The curricula, along with common pacing and assessment, ensure the district provides a guaranteed and viable curriculum to all students in our district.
- **Refined Tier 2 and Tier 3 instruction, progress monitoring, and problem-solving** - Targeted interventions are structured and monitored to support students needing additional academic or behavioral support.
- **SIM strategies** - The Strategic Instruction Model (SIM) from the University of Kansas Center for Research on Learning (KU-CRL) is being implemented. It is a comprehensive framework of evidence-based strategies designed to help adolescents become better readers, writers, and learners. SIM provides teachers with tools to improve student performance in areas such as content literacy, vocabulary, and critical thinking.
 - **LINCS & Word Mapping (all core classes)** - Evidence-based vocabulary strategies help students in every subject build and retain academic language.
 - **Fundamentals of Sentence Writing (reading classes)** - A structured approach to writing instruction strengthens student literacy and communication skills.
 - **Ongoing literacy coaching** - provide job-embedded support for teachers to improve classroom practice.
- **Co-teaching** - Teachers collaboratively plan, deliver, and assess instruction to increase access and support for all students. Following the first year of implementing the new curricula, the Middle School Adolescent Co-teaching Team selected station teaching and alternative teaching as priority models. Ongoing coaching will ensure consistency and fidelity of implementation.
- **Walkthrough and dashboard to measure and monitor** - A collaboratively built walkthrough instrument collects data from administrators and instructional coaches which feeds to a dashboard for school and district problem-solving. The indicators align with the district's Instructional Snapshot. Feedback is generated and sent to the observer

providing them the opportunity to add coaching comments and fill out the Instructional Snapshot prior to sharing with the teacher.

Teams & Structures

- **School-based teams**
 - School Improvement Team (SIT) - A representative team of staff leads schoolwide planning, monitoring, and accountability efforts tied to the SIP.
 - MTSS Leadership Team (MTSSLT) - Oversees the implementation of Multi-Tiered Systems of Support, ensuring fidelity in academic and behavioral interventions.
 - Problem-Solving Team (PST) - Provides structured support for individual student needs, using data to guide decisions and interventions.
 - Professional Learning Teams (PLT) - Collaborative teacher teams focus on answering the four critical questions of learning: what students should learn, how learning is assessed, what happens when students struggle, and how to extend learning.
 - Teacher Team meetings/360 - Collaborative meetings with teachers, support staff, and administrators who share responsibility for the same students, focusing on holistic needs and reducing barriers to learning.
- **District-wide teams**
 - Adolescent Literacy Leadership Team - A district-level team that builds capacity and drives systemic improvement in middle literacy practices. This team is responsible for reviewing data, creating our long-term SIM plan, and guides additional professional learning aligned to student needs.
 - Co-teaching Team - District-level experts support schools in implementing and refining co-teaching practices through professional learning and coaching.

Support Roles

- **Instructional Coaches and the Impact Cycle** - Technology facilitators transitioned to serve as instructional coaches, leading ongoing coaching cycles through Dr. Jim Knight's Impact Cycle and helping teachers integrate effective instructional strategies in their classrooms.
- **Instructional rounds** - School leaders and coaches engage in structured classroom visits to identify trends, share practices, and build collective efficacy. Instructional rounds take place intra- and inter-school in order to showcase best practices.
- **Literacy & Math Facilitators** - Specialists provide targeted support to strengthen core instruction in reading and math. They lead grade level/content area team meetings (PLTs) at each school, each week.
- **Secondary MTSS Coordinator** - Ensures middle schools implement MTSS consistently and effectively, supporting teachers and teams with data, resources, coaching, and problem-solving.

Student Support

- **Attendance** - Systems are established to track, address, and improve student attendance, with an emphasis on the vital connection between attendance and achievement, and a focus on building strong relationships as a key driver of success.
- **Behavior/SEL** - Proactive behavioral supports and social-emotional learning strategies foster a safe, supportive school climate where students thrive.

Professional Learning & Sustainability

- **Training & coaching** - Professional learning opportunities are scheduled throughout the year to align with instructional priorities and emerging needs.
- **Capacity building with teacher leaders** - Teacher leaders are developed to serve as trainers, ensuring the sustainability of initiatives and reducing reliance on external supports.

Testing History

School	Data Set	2013	2014	2015	2016	2017	2018	2019	2022	2023	2024	2025	SPG Line Graph
Burns Middle	Growth Index												
	SPG			55	58	62	66	74	59	58	54	58	
Crest Middle	Growth Index												
	SPG			56	54	62	74	75	61	55	54	62	
Kings Mountain Middle	Growth Index												
	SPG			58	54	59	68	76	59	63	53	56	
Shelby Middle	Growth Index												
	SPG			46	59	52	68	74	53	48	47	56	

Continue/Focus on...

- ...strengthening MTSS alignment with the HRS framework to guarantee all students receive high-quality core instruction, while ensuring teachers have access to research-based best practices and ongoing coaching.
- ...providing district-wide opportunities for teachers, coaches, and administrators to collaborate and share best practices through joint on-campus meetings and instructional rounds.
- ...refining the work of collaborative teams by deepening their focus on the four critical questions of learning, while ensuring meetings are purposeful and intentional with a clear emphasis on standards, best practices, data, and results.

- ...embedding evidence-based literacy strategies in every content area, including electives, to ensure a cohesive and aligned approach to literacy development.
- ...refining and providing onboarding opportunities that help new staff quickly acclimate to middle school structures, expectations, and systems.
- ...creating space and opportunities for shared decision-making and collaborative problem-solving, fostering seamless alignment between schools and the district.

Spotlight Summary

Cleveland County Schools has shown that a sustained focus on continuous improvement can produce measurable results, reducing the number of low-performing schools from nine to two. By building systems grounded in core beliefs and promoting a culture of reflection, accountability, and growth, the district has created the conditions for lasting success. This ongoing commitment has resulted in steady gains in student achievement and stands as a model of sustainable progress for districts across North Carolina.

ACCOUNTABILITY DATA SETS AND REPORTS

Based on 2024-2025 school accountability preliminary data reporting, there are **686** traditional schools and **53** charter schools with a state low-performing designation; **670** traditional schools and **50** charter schools with a state continually low-performing designation; and **23** districts with a low performing district designation. These numbers represent a reduction in all categories from 2023-2024 to 2024-2025 with the number of low-performing districts remaining constant.

The majority of identified schools across North Carolina are traditional public schools, with the highest concentrations in the Piedmont-Triad (142) and North Central (109) regions (see Table 4). Charter schools are present in most regions, with the largest numbers in the Southwest (14) and Piedmont-Triad (11).

Table 4. *Summary of the 2024-2025 State Designation of Low-Performing in Traditional Schools, Charter Schools and Districts by Region*

Year	SBE Region	District	Traditional	Charter	Lab
2025	North Central	3	109	11	0
2025	Northeast	7	48	1	0
2025	Northwest	0	42	2	0
2025	Piedmont-Triad	3	142	11	2
2025	Sandhills	5	93	6	0
2025	Southeast	2	58	5	1
2025	Southwest	2	102	14	1
2025	Virtual	0	0	2	0
2025	Western	1	34	1	0

The total number of low-performing (LP) schools in North Carolina declined from 735 to 686, a net decrease of 49 schools (see Table 5). Traditional public schools account for most of this shift, dropping by 46, while charter schools declined by 2 and lab schools by 1. Among these, 210 schools entered LP status, while 259 exited, leaving 476 schools remaining low-performing. The number of LP districts remained steady at 23, though within schools, the number of continually low-performing traditional schools decreased by 60 and charter schools by 9, indicating some movement out of persistent low-performing status.

Table 5. *Comparison Data for State Designations of Low Performing Schools*

Categories	LPS24	LPS25	LLPS	SLPS	ELPS	Change
All LP	735	686	258	476	210	-50
LP Traditional Public Schools	675	627	234	442	187	-47
LP Lab Schools	5	4	2	3	1	-1
LP Charter Schools	55	53	24	31	22	-2
LP Districts	23	23	7	16	7	0
Continually LP Traditional Public Schools	730	670	130	600	70	-60
Continually LP Charter schools	59	50	16	43	7	-9

Note. LPS24 refers to Low Performing Schools in the 2024 school year. LPS25 refers to Low-Performing Schools in the 2025 school year. LLPS stands for schools who left low performing status (Leavers). SLPS stands for schools who stayed low-performing (Stayers). ELPS stands for schools who newly entered low performing status (Enters).

The distribution of low-performing schools across North Carolina by location (see Figure 1) and PSU percentage (see Figure 2). Smaller rural districts often show the highest percentages of low-performing schools. Larger districts, while having more schools identified overall, typically have a much lower percentage of schools designated as low-performing. Eighteen districts report no low-performing schools at all, highlighting sharp contrasts across the state.

The SBE will finalize these designations at their October 2025 meeting. A full listing of all low-performing schools including district name, school code, school name, State Board region, grade span, days missed due to Hurricane Helene, school performance grade, and EVAAS growth status is provided in Appendices A-D.

Figure 1. 686 Schools with State Low-Performing Designation 2025 (Traditional, Charter, and Lab)

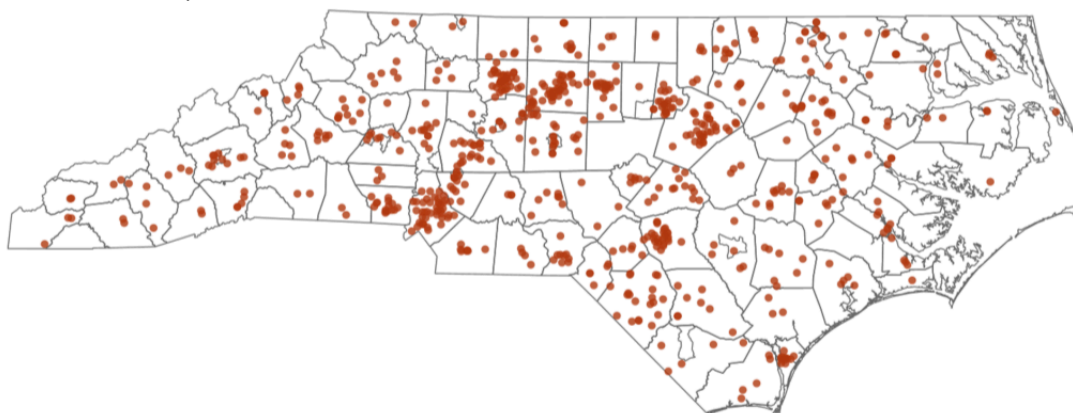
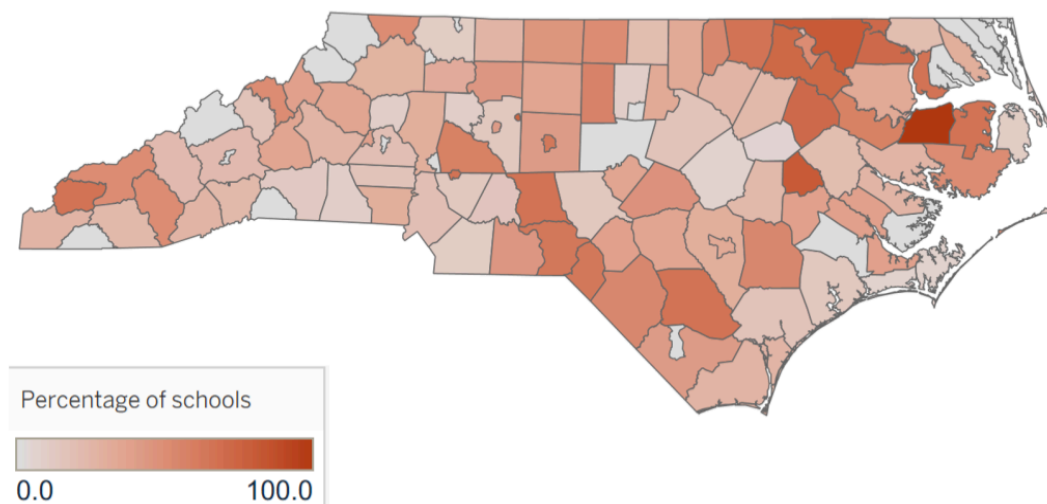


Figure 2. Percentage of Low-Performing Schools by PSU



REDUCING LOW-PERFORMING SCHOOLS AND DISTRICTS: STRATEGIC PLAN ALIGNMENT

The NCPDI remains committed to significantly decreasing the number of districts and schools designated as low-performing and continually low-performing. Guided by the agency's new Strategic Plan, this work is most closely aligned with:

- Pillar I: Prepare Each Student for Their Next Phase of Life – ensuring every student leaves our schools ready for college, career, or military service.
- Pillar VI: Lead Transformative Change – calling for innovation, research and development, integrated support systems, and accountability structures that accelerate improvement in the schools and districts most in need.

Consistent with Measure P6.M1 of the Strategic Plan, NCDPI will establish a baseline and annually decrease the number of identified low-performing schools and Public School Units (PSUs).

ODSSS SERVICES AND CORE LEVERS

The NCPDI provides a variety of services and supports to districts with schools designated as low-performing (i.e., receiving a school performance grade of D or F and meeting or not meeting expected growth) or continually low-performing (i.e., designated as low-performing in two of the past three years). All districts with schools in these categories receive guidance and feedback based on best practices for school improvement planning.

Additional services are provided through the ODSSS, a newly consolidated office with a mission to support the state's efforts to reduce the number of low-performing schools (Figure 3). ODSSS works in intentional collaboration with other NCDPI offices—including Federal Programs, Charter Schools, Exceptional Children, and Early Learning—to ensure districts receive coherent and aligned support.

Importantly, ODSSS seeks to support districts in their role as the long-term stewards of school improvement. While past direct interventions at the school level sometimes produced short-term gains, lasting improvement occurs when districts themselves are supported in leading and sustaining change.

To achieve this, ODSSS has intentionally centered its work on two research-validated levers that decades of evidence show have the greatest impact on student achievement:

- High-Quality Core (Tier 1) Instruction – Ensuring every student receives rigorous, grade-level, standards-aligned learning experiences that reduce the need for remediation and intervention.
- Strong Instructional Leadership – Building the knowledge and skills of superintendents, chief academic officers, principals, and other leaders so they can drive and sustain strong instructional practice.

Districts across North Carolina employ multiple improvement frameworks, such as the North Carolina Framework for Continuous Improvement, Marzano's High Reliability Schools framework, and MTSS. While these frameworks differ in design, they are all grounded in effective school research and converge on these same two core levers. By centering its work on instruction and leadership capacity at the system level, ODSSS ensures that district partnerships strengthen the foundations most critical for sustained student success.

Figure 3. Description of Support Services within ODSSS

Office of District & School Support Services (ODSSS)		
Department	Support Services	Description
School Improvement Support	<ul style="list-style-type: none"> ★ NCSTAR ★ Diagnostics Services: CNA & ANA ★ Instructional Leadership Coaching 	NCSTAR serves as the online platform for district/school improvement planning, analyzing data, setting goals, and monitoring progress. The Comprehensive Needs Assessment (CNA) is a structured, third-party diagnostic review designed to help districts and schools: 1) Uncover strengths and areas for improvement across six dimensions (e.g., leadership, instructional quality); 2) Conduct a self-evaluation in preparation, followed by an on-site review with interviews and classroom observations; and, 3) Identify priority needs, inform school and district improvement planning, and set benchmarks for continuous growth. The ANA is a more focused version of the CNA. Instructional Leadership Coaches provide targeted, job-embedded coaching to district & school leaders.
Transformation Support	<ul style="list-style-type: none"> ★ District Curriculum Coaching ★ Restart Schools 	District Curriculum Coaches partner with districts designated as low performing, to customize support of teaching and learning systems. They help implement evidence-based instructional practices aligned with state standards and school improvement goals. Restart Schools are a targeted improvement strategy for schools designated as continually low-performing (typically "D" or "F" rated, with insufficient growth over multiple years). Approved by the NC State Board of Education, schools in the Restart model gain charter-like flexibility while remaining under the authority of their local school board.
IABS Statewide Team	<ul style="list-style-type: none"> ★ NC Multi-Tiered System of Support (NC MTSS) Implementation and Sustainability 	IABS Statewide Consultants lead the implementation of standards-aligned MTSS approach that supports the whole-child by integrating academics, behavioral, social, emotional, and attendance supports from Pre-K through 12th grade. Using a systems-oriented, data-driven approach, they focus on promoting good first instruction and equitable student growth across all domains.
Regional Support Teams	<ul style="list-style-type: none"> ★ A geographically based leadership and teaming structure, led by Regional Directors, that provides regional and statewide support to districts and schools 	Regional Support Teams, led by Regional Directors, serve the state's eight regions by supporting the consistent implementation of policies, processes, and school improvement strategies. They foster two-way communication between DPI, districts leaders, and educators while also brokering, coordinating and overseeing cross-agency regional services to enhance coherence and maximize impact.
Golden LEAF Schools	<ul style="list-style-type: none"> ★ Boost academic outcomes in selected Low Performing and Non-Low Performing <u>rural middle schools</u> 	Golden LEAF Schools strengthen school culture, pedagogy, leadership, math instruction, career readiness and foster peer networking and collaboration among grantees. The initiative supports two cohorts: 1) Transformative Schools Cohort: Supports low-performing schools with intensive coaching, Marzano's High-Reliability Schools framework, leadership development, math curriculum implementation, and performance bonuses; and, 2) Personalized Competency-Based Education Cohort: Enhances schools with existing strengths through customized coaching and resource.

ODSSS FRAMEWORK FOR SUPPORTING DISTRICTS

At its core, the ODSSS Framework for Supporting Districts and Schools (see Figure 4) is about helping districts build the capacity to improve and sustain outcomes for students in their lowest-performing schools. The framework balances statutory responsibilities—such as designations, policies, and compliance—with a supportive,

partnership-driven approach designed to strengthen local leadership and instructional systems.

The framework is anchored in two research-validated levers: high-quality core instruction and instructional leadership. High-quality core (Tier I/universal) instruction ensures that every student receives rigorous, grade-level, standards-aligned learning experiences that reduce the need for remediation and intervention. Instructional leadership focuses on building the knowledge and skills of superintendents, chief academic officers, principals, and other leaders so they can drive and sustain strong instructional practice. Decades of research consistently affirm that these are the two most significant in-school factors influencing student outcomes.

To deliver support, ODSSS employs a tiered framework that matches the intensity of services to district need and readiness. At the universal level, supports are available to all districts and schools through statewide training, resources, webinars, and policy guidance. Targeted supports are designed for districts and schools with emerging or concentrated needs, often involving coaching, data reviews, or plan alignment. At the priority level, ODSSS provides the most intensive services, including diagnostic reviews, leadership development, and deep side-by-side coaching, reserved for continually low-performing districts and schools. This layered approach ensures both equity and the efficient use of capacity.

The framework is grounded in the belief that sustainable improvement comes from capacity-building, not quick fixes. ODSSS partners with districts—not just schools—because lasting improvement requires local ownership and leadership. Past models of direct intervention from NCDPI to schools sometimes generated short-term gains, but without district stewardship, those improvements often faded once NCDPI exited. By positioning districts as the long-term stewards of improvement, ODSSS works as a collaborative partner to build the infrastructure and leadership needed for sustained change.

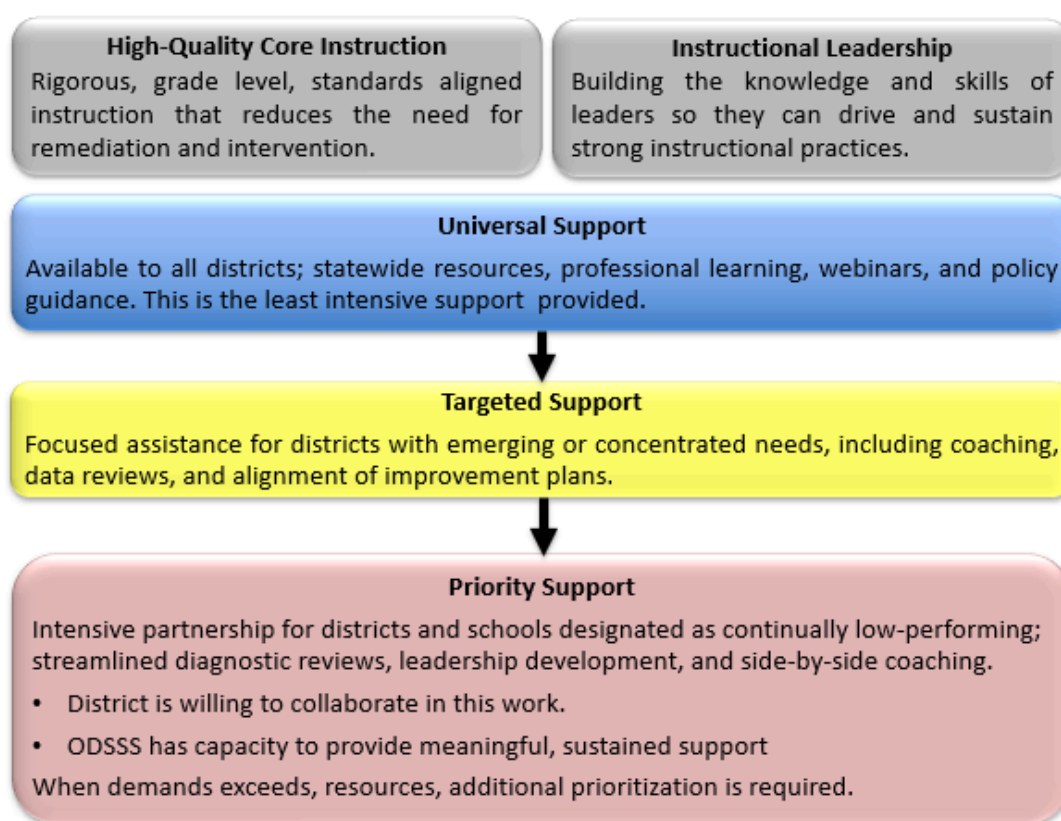
ODSSS' approach is also data-informed and context-responsive. State designations such as low-performing and continually low-performing help identify priority districts and schools. A streamlined diagnostic review (the updated Comprehensive Needs Assessment) focuses specifically on instruction and leadership, reducing burden while producing actionable insights. Supports are then tailored to each district's context, needs, and existing plans, including NCStar, High Reliability Schools, MTSS, and Restart.

The framework is fully aligned with statewide strategy. It advances the new Strategic Plan, particularly Pillar I: "Prepare students for their next phase of life", and contributes directly to NCDPI's statewide goal of reducing the number of low-performing schools

and districts. It also fosters a “One Band; One Sound” culture of alignment across NCDPI divisions to ensure coherence in how districts are served.

Finally, the ODSSS framework reinforces that school improvement is a shared responsibility across NCDPI. It is not the job of one office alone, but rather requires cross-functional collaboration. ODSSS leverages teams that include Regional Directors and Regional Support Teams; Integrated Academic and Behavior Systems; School Transformation; School Support; and Golden LEAF Schools to provide coordinated and coherent support that meet districts where they are and help them move forward.

Figure 4. ODSSS Framework for Supporting Districts and Schools



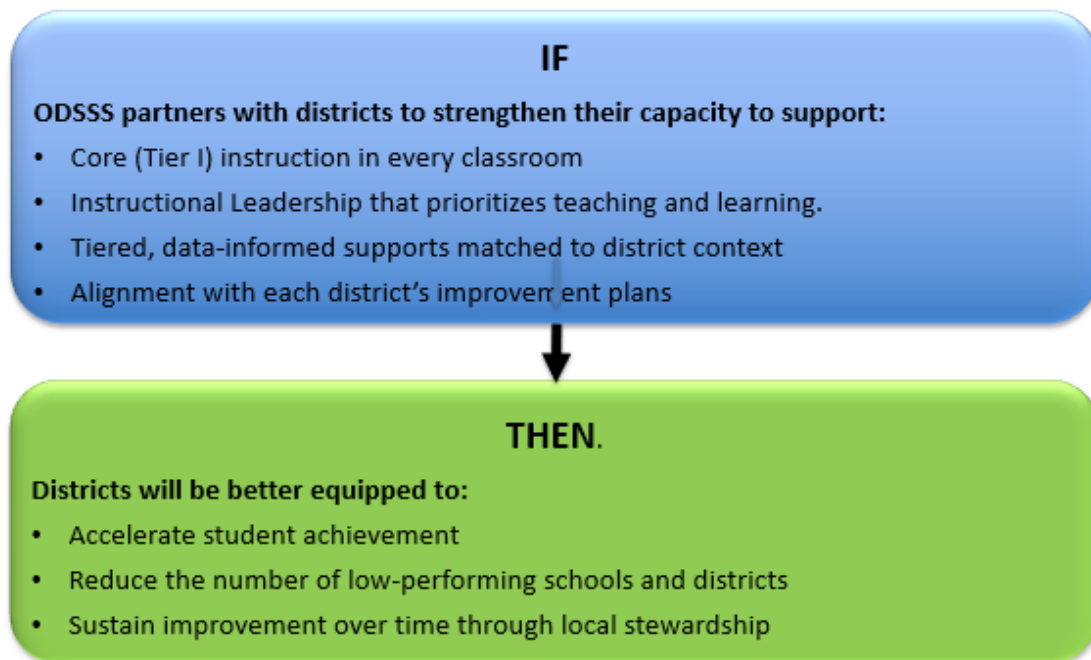
Note. Fully aligned with the new Strategic Plan’s, Pillar I: Prepare Students for Their Next Phase of Life and Pillar VI: Lead Transformative Change

School Improvement is a shared responsibility across DPI, requiring cross-functional collaboration to ensure coherence and sustainability. ODSSS believes districts are the true stewards of improvement. As such, ODSSS seeks to partner with districts, not prescribe, ensuring local ownership and sustainable change.

ODSSS THEORY OF ACTION

If ODSSS partners with districts to strengthen their capacity to support core instruction and instructional leadership through tiered, data-informed supports that align with each district's context and improvement plans, then districts will be better equipped to accelerate student achievement and reduce the number of low-performing schools and districts across North Carolina (see Figure 5).

Figure 5. *ODSSS Theory of Action*



INNOVATION AND ALIGNMENT WITH PILLAR 6

Through this framework, ODSSS will contribute directly to Pillar VI: *Lead Transformative Change* by:

- Transforming schools through research and development – piloting a new, streamlined Comprehensive Needs Assessment (CNA) focused specifically on instruction and leadership.
- Connecting PSUs through networks – aligning Regional Directors and cross-functional NCDPI teams to ensure coherence and the sharing of promising practices.
- Promoting integrated support systems – coordinating across departments to provide a unified approach to district support.

- Exploring accountability reform – ensuring that supports are tied to measurable outcomes that reduce the number of low-performing schools and districts.
- Driving improvement through Golden LEAF Schools – leveraging ODSSS’ school-based initiatives and innovation grant to accelerate outcomes in rural districts and communities with the greatest need.

POSITIONING NORTH CAROLINA FOR SUSTAINABLE IMPACT

Through the ODSSS framework, NCDPI is delivering supports that are targeted, coherent, and grounded in research while aligned to the agency’s Strategic Plan. By investing in district capacity as the engine of sustainable improvement, North Carolina is ensuring that gains are not temporary but enduring.

This work not only supports districts in the short term but also builds the long-term infrastructure and leadership required to sustain change. Ultimately, this strategy prepares every student for their next phase of life—college, career, or military service—while strengthening confidence in North Carolina’s public schools as a system capable of continuous improvement.

SCHOOL IMPROVEMENT

In September 2024, the NCDPI established the School Improvement Team to provide coordinated support for districts and schools engaged in improvement efforts. The team brings together multiple strands of expertise, including NCStar support to deliver technical assistance with planning and monitoring school improvement planning, Diagnostic Services to conduct needs assessments and identify targeted areas for growth, and School Improvement Coaches who collaborate with the Transformation Team to extend specialized support as needed. Together, these services ensure schools and districts have the guidance, tools, and capacity to align local improvement efforts with statewide priorities and sustain meaningful progress.

Diagnostic Services

In June 2024, senior leadership at that time summarily ended the Comprehensive Needs Assessment (CNA) process led by the Diagnostic Services Team. Under the direction of current senior leadership, the CNA was restored and the Diagnostic Services team has developed an Abbreviated Needs Assessment (ANA), which is adapted from the CNA model. The ANA focuses on two key dimensions from the CNA:

- Instructional Excellence and Alignment
 - High Expectations
 - Curriculum and Instructional Alignment

- Leadership Capacity
 - Instructional Monitoring
 - Mission and Vision
 - Distributed Leadership

These dimensions were most frequently identified as critical Areas for Improvement in prior CNAs and are considered the most essential in-school factors for district and school improvement per research.

The ANA is designed to be completed in one day with more streamlined written feedback being provided to the school, district, and NCDPI teams who support the school/district. The process also includes a more definitive protocol for NCDPI teams beyond the Diagnostics team to provide recommendations and support based on the needs assessment results. This process will launch during the 2025- 26 academic year.

TRANSFORMATION SUPPORT

During the 2024–2025 school year, NCDPI's Transformation Team engaged in coordinated, cross-divisional support to address the complex needs of continually low-performing districts. Through partnerships with Regional Support Teams (RSTs), district leadership, and multiple NCDPI divisions, these cross-functional teams delivered intensive, targeted services designed to strengthen instructional systems, build leadership capacity, and align improvement efforts with statewide educational priorities.

Support efforts were guided by a priority partnership model, emphasizing collaboration across divisions and tailoring services to each district's improvement priorities. Intensive support followed a phased approach, often re-engaging districts after the sunset of the CARES initiative in September 2024, and was characterized by strategic planning, direct coaching, and systemic capacity-building.

In particular, ODSSS and the Transformation Team worked side by side with Anson County Schools, Montgomery County Schools, Warren County Schools, and Washington County Schools. Each of these districts received intensive support tailored to their unique contexts, demonstrating how cross-functional collaboration and a phased, capacity-building approach can drive systemic improvement. The following sections provide detailed accounts of the services delivered and the outcomes achieved in each district.

Anson County Schools

Anson County Schools received support through the ESSER funded CARES initiative from October 2021 until the initiative ended on September 30, 2024. Between October

and December 2024, the NCDPI Transformation Team was reorganized which created a lapse in intensive services to the district. In January 2025, services resumed with the School Transformation District Curriculum Coach (DCC) collaborating with the Southwest RST to develop a comprehensive support plan for Anson County Schools. In response, the DCC engaged in cross-divisional collaboration with the RST to provide targeted support. The coach designed and implemented a support plan aligned with district priorities, utilizing a structured framework that included biweekly virtual Professional Learning Community (PLC) meetings and biweekly in-person site visits. This model aimed to build instructional leadership capacity, enhance coherence across K–12 curriculum initiatives, and reinforce systems aligned with the district’s academic vision during a critical period of transition. The coach facilitated biweekly virtual PLC meetings with District Curriculum Coordinators to strengthen leadership skills, promote aligned coaching practices, and support the implementation of evidence-based instructional strategies. Additionally, biweekly on-site visits offered opportunities for instructional modeling, classroom observation, feedback, and real-time support.

Key accomplishments during this period included guidance in development of a district-wide Curriculum Coordinator Coaching Plan to guide and support coaching cycles, a walkthrough schedule to ensure consistent instructional monitoring, and the facilitation of learning walks involving district and school leadership. The coach actively participated in school-level PLC meetings, providing direct feedback and follow-up to support instructional improvement efforts. Ongoing coordination with the Chief Academic Officer ensured continuous alignment with district instructional goals. Beyond academic initiatives, the coach collaborated with district leadership to review and revise the district’s behavior matrix plan, thereby strengthening the alignment between behavioral expectations and instructional practices. Additionally, the coach contributed to the establishment of instructional priorities and goals for the 2025–2026 academic year, ensuring that strategic planning was informed by data from ongoing observations and district-wide needs assessments. At the conclusion of the 2025 school year, a review of services was conducted, and a determination was made for external support contracted by the district to assume primary responsibility for leading district efforts to improve academic achievement.

Montgomery County Schools

In June 2025, at the superintendent's request, a cross-functional team was formed to provide strategic support to Montgomery County Schools aligned to the district's strategic plan. Efforts focused on enhancing leadership capacity, strengthening curriculum and instruction, aligning instructional frameworks, and promoting professional learning. Priority initiatives included improving student proficiency in literacy, mathematics, and science, fostering supportive learning environments, and implementing sustainable systems aligned with statewide educational goals. Support structures included weekly superintendent check-ins, leadership meetings, and curriculum sessions to maintain alignment and accountability, alongside monthly professional learning collaboratives for principals, assistant principals, and instructional facilitators to analyze data, monitor instruction, and share best practices. Coaching cycles and collaboration on curriculum tools, PLC agendas, and walkthrough protocols ensured consistency and data-informed decision-making across schools.

Key impacts include joint classroom walkthroughs to calibrate instructional expectations, co-facilitated PLCs to strengthen standards-based instruction, and alignment of resources and staffing in special education. These efforts build internal capacity, enhance instructional quality, and foster leadership development. The intended outcomes are measurable gains in student achievement, stronger instructional alignment, empowered leadership at all levels, and sustainable systems that support ongoing district progress. The support of Montgomery County Schools is ongoing.

Warren County Schools

In January 2025, the NCPDI Transformation Team met with Warren County Schools' district leadership to offer intensive support. In collaboration with the interim Chief Academic Officer and the academic leadership team, the Transformation Director and the DCC developed a scope of work designed to address the district's identified needs and provide ongoing strategic and collaborative support. This support was focused on strengthening instructional systems, enhancing leadership capacity, and ensuring alignment across professional development, curriculum implementation, and district-wide school improvement initiatives. Services were delivered through a combination of virtual and in-person engagements, with the coach playing a critical role in the design and facilitation of professional development aligned with district instructional goals and improvement priorities. Key deliverables resulting from these efforts include the WCS Instructional Framework Presentation, the 2025–2026 District Professional Development Plan, the 2025–2026 Academic Team Calendar, and the 2025–2026 Assistant Principal/Principal PLC Meetings. Furthermore, the DCC led cross-divisional coordination with multiple NCPDI offices including the Office of

Teaching and Learning, Diagnostics, Integrated Academic and Behavior Systems (IABS), and the RST to ensure that district initiatives were consistent with broader statewide education priorities.

Within curriculum and instruction, collaborative efforts with district personnel strengthened professional learning communities (PLCs) through established frameworks and planning structures. The DCC facilitated planning meetings with the Academic Team which led to the production of districtwide resources, including a unified lesson plan format, a 2025–2026 learning walk and follow-up schedule, and a professional development plan for instructional leadership. Professional learning emphasized instructional monitoring, classroom systems, practice labs, real-time feedback, the gradual release of responsibility model, and high-yield strategies. District data protocols were refined to ensure evidence-based decision-making across instructional and leadership practices. Support for the Multi-Tiered System of Supports (MTSS) expanded through use of the FAM-D tool and IABS training to guide planning and implementation. These coordinated efforts established a comprehensive instructional framework aligned with district improvement goals, designed to unify curriculum, instruction, data use, and leadership practices across Warren County Schools. Support remains ongoing.

Washington County Schools

Washington County Schools received support through the ESSER funded CARES initiative from July 2021 until the initiative ended on September 30, 2024. With the sunset of the CARES initiative, the district received limited support August 2024 - September 2024 as coaches moved on to other job opportunities and remaining coaches were advised to begin transitioning out of the district. The NCDPI Transformation Team was not assigned to directly support districts October 2024 - December 2024; therefore, there was a gap in intensive support provided to Washington County Schools during this timeframe. At the start of the 2024 - 2025 school year, Washington County Schools consolidated from five schools to three. Two elementary schools combined to form Washington County Elementary School (grades PreK - 5), which required one elementary school's students and staff to relocate to a new location. A middle school and high school combined to form Washington County High School (grades 6 - 12), which required the middle school students and staff to relocate to a new location.

The NCDPI Transformation Team was reassigned to Washington County Schools in December 2024; therefore, the DCC, the only remaining member of the original CARES coaching team, reengaged to provide intensive support. The initial weeks of reengagement focused on evaluating progress towards district goals, setting priorities,

problem-solving challenges posed by the opening of the shared PreK - 12 campus, and identifying specific areas of support for the NCDPI team. This opening of the new campus required both the elementary and high school communities to relocate to the new campus. A cross-functional NCDPI Support Team, composed mainly of RST members, was formed in January 2025. The composition of this team was designed to directly support areas of focus identified in partnership with district leadership, and these areas of focus include supporting teachers to better serve Exceptional Children, building capacity within the Beginning Teacher Program, and fortifying the effectiveness of a Multi-Tiered System of Support for all students in the district. In addition to these areas, the DCC collaborated with the Chief Academic Officer and school leaders to reestablish a focus on teaching and learning systems. This included selecting a new curriculum for K - 5, gathering and triangulating data related to behavior and academics, engaging in targeted coaching cycles with teachers based on gathered data, and strengthening reteaching and intervention plans. The DCC, in conjunction with members of the NCDPI Support Team, has supported Washington County Schools with adopting a district-wide problem-solving model, defining and refining core instruction for K - 12 ELA and Math, outlining core behavior practices across the district, and developing data evaluation systems for K - 12 ELA and Math. Work on these items began in the spring and continued throughout the summer. They will be implemented under the leadership of a new Chief Academic Officer in the 2025 - 2026 school year. The support of Washington County Schools is ongoing.

Restart Model for District/School Reform

Aligning with North Carolina's law for reform of low-performing schools (G.S. 115C-105.37B) the SBE adopted a policy (DSTR-040) in May of 2016, allowing districts with continually low-performing schools an opportunity to apply for approval to implement components of several school reform model initiatives to include Transformation, Turnaround, Restart, and Closure (see Table 6). Continually low-performing schools are those schools that have been low-performing for two of the previous three consecutive years. The list of continually low-performing schools can be found in the Appendices.

Table 6. School Reform Models

Transformation	In order to qualify for implementation of the transformation model, the PSU must demonstrate that a school has created a plan for developing and improving teacher and school leader effectiveness; for implementing comprehensive instructional reform strategies; for increasing learning time; for creating community-oriented schools; and for providing operational flexibility and sustain support. The PSU shall submit specific goals for academic achievement and shall submit a budget showing the revenues and expenditures needed to reach the goals.
Turnaround	In order to qualify for implementation of the turnaround model, the PSU submits specific grounds supporting the implementation of this model; specifies the academic goals expected from implementation of this model; specifies the procedures to be utilized in removing staff, including procedures consistent with Due Process; describes with specificity the new governance structure and the budget to be implemented; and sets forth specific academic achievement expected to be realized from use of this model.
Restart	In order to qualify for implementation of the restart model, the PSU submits a detailed plan outlining the goals to be achieved, including how to provide each student with the opportunity for a sound basic education; a statement as to how operating the school with the same exemptions from statutes and rules as a charter school authorized under N.C.G.S. 115C-218 et seq. will facilitate accomplishing these goals; how these exemptions will increase student achievement; whether the PSU will employ an educational management organization and, if so, the name and credentials of that organization and a budget setting out anticipated revenue and expenditures necessary to achieve the goal. A school operated under this subdivision remains under the control of the local board of education, and employees assigned to the school are employees of the local school administrative unit.
Closure*	In order to qualify for implementation of the closure model, the PSU submits the specific grounds recommending closure of a particular school; the procedures it intends to follow in closing the school, including opportunities for public hearing; the procedures for ensuring a smooth transition for employees and students affected by the closure; how the resources realized from closure will continue to support student achievement, and the specific academic gains expected to be realized by the closure.

Note. *Though Closure is a legislated Reform Model, a district may close a school for any reason (e.g., school merger, construction, etc.) and this Reform Model is no longer used.

As of July 2025, twenty-seven school districts have been approved to implement a reform model, all of which selected the Restart Model. There are 177 schools across 9 cohorts implementing or preparing to implement the Restart Model. The first cohort began implementation of the Restart Model in the 2017- 2018 school year and the most recent cohort will begin implementation in the 2025-2026 school year.

By December 1st of each year, all restart schools are required by GS 115C-105.37B and State Board Policy DSTR-040 to submit an Annual Report documenting academic gains. After completing the first year of implementation of the approved Reform Model, schools submit the report after each year of implementation.

Restart Model schools are monitored for their progress in demonstrating Academic Gain. There are five criteria for Academic Gain including: Continually Low-Performing designation, School Growth Status, Achievement Score, Subgroup Growth Status, and school defined Flexibility Outcomes.

Yearly progress monitoring is conducted to inform the school if they are exceeding, meeting, or not meeting the expectations for Academic Gain, based on a comparison between the year before implementation and the most recent year of implementation. Progress monitoring is conducted after the submission of the annual report in December and 2024-2025 data is approved by the SBE in October (see Table 7).

Table 7. Restart Model Summary of Academic Gain

Academic Gain	Number of Schools (n=148)	Change from 2023 to 2024*
Exceeding Expectations	22% (32/148)	+7
Meeting Expectations	56% (83/148)	-1
Not Meeting Expectations	22% (33/148)	-6

Note. December 2024 reporting schools (n = 148) were the same as December 2023. Negative values in 'Not Meeting Academic Gain' reflect improvement; negative values in 'Meeting Academic Gain' indicate movement from Meeting to Exceeding.

The December 2024 Restart Annual Report required reporting on the Restart flexibilities utilized in the 2023-2024 school year. Of the 148 Cohort 1-7 schools implementing the Restart Model and required to report, the following Table 8 represents a summary of the flexibilities reported as being employed in the Annual Report. Flexibilities are self-reported in the Annual Report.

Table 8. Restart Model Summary on Utilized Flexibilities During 2023-2024

Flexibility/Exemption from Law	Percentage of Schools Utilizing Flexibility	Number of Schools Utilizing Flexibility
Budget*	97%	143/148 Schools
Employment Requirement	58%	86/148 Schools
Calendar	17%	25/148 schools
Assessment	16%	23/148 Schools
Class Size	9%	14/148 Schools
Standard Course of Study/Curriculum	5%	8/148 Schools
Teacher Evaluation**	3%	4 of 148 Schools
District***	1%	2/148 Schools

Note. Information identified from the December 2024 Annual Report. *Schools with smaller ADMs (<500) may not have enough funds in PRC-037 to use Budget Flexibility. **2023–2024 is the first year Teacher Evaluation flexibility was tracked separately from Assessment. ***2023–2024 is the first year operational flexibility for Restart schools, not allowed for other schools, was formally tracked.

Preliminary data released to the SBE in September 2025 indicate the following changes based on 2024-2025 performance data (see Figures 6 and 7). Please note these tables represent schools continuing in Restart during the comparison years as well as schools new to Restart in 2024-2025. There were 22 more schools participating in Restart in 2024-2025 than in 2023-2024.

Figure 6. Restart Schools by Growth Status

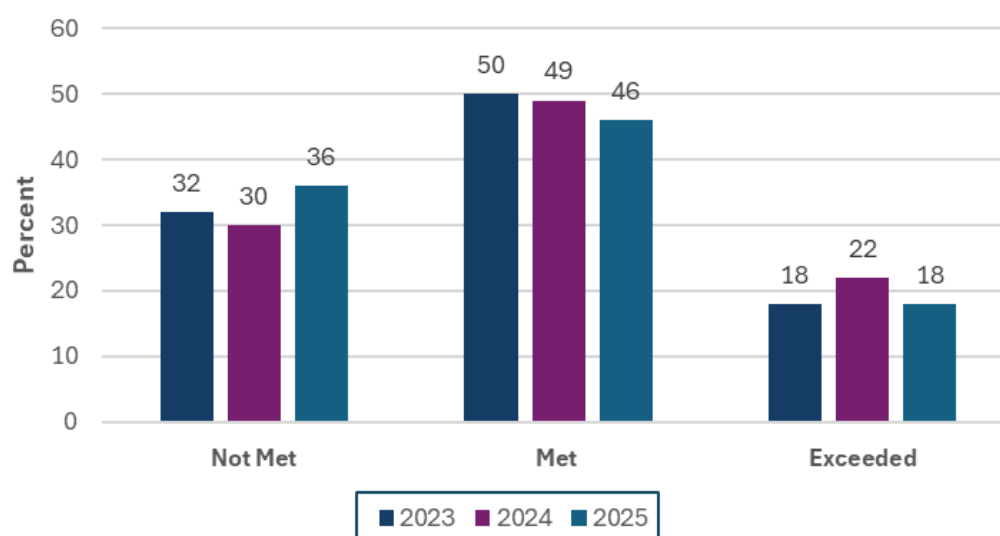
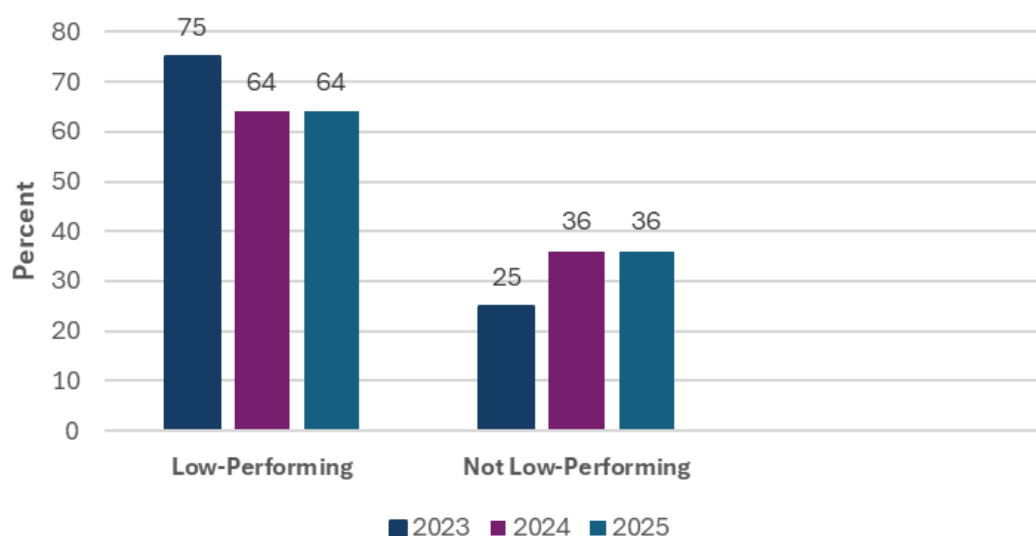


Figure 7. Restart Schools by Low-Performing Designation



INTEGRATED ACADEMIC BEHAVIOR SYSTEMS (IABS)

The NCDPI Integrated Academic and Behavior Systems (IABS) Statewide Team implemented the IABS-MTSS Differentiated Support Plan to assist 127 schools across North Carolina in establishing and implementing the essential elements of the North Carolina Multi-Tiered System of Support (MTSS) Framework which include:

- Tiered Instruction/Intervention Model
- Universal Screening
- Progress Monitoring
- Data-based Decision Making

Participating schools and a district representative engaged in professional development and coaching sessions focused on the elements within one of the following content areas:

- Literacy
- Mathematics
- Social, Emotional, Behavior and Attendance

The Differentiated Support plan was developed through the lens of a multi-tiered support structure (see Table 9).

Table 9. Cohort 1: 2023-2025 List of Schools

Level of Support	Description
Intensive Support (2-Year Partnership Agreement)	Continued Targeted In-Person Data Analysis Coaching Sessions
Supplemental Support	Invitation to participate in virtual coaching on the use of the tools and practices from year one
Core Support	Regional & Statewide Professional Learning, Coaching, and Technical Assistance to install the 6 Critical Components of MTSS

The supplemental schools teams received virtual coaching with statewide MTSS consultants on tools and practices taught in year one (i.e., Defining Core, Data Analysis Protocol Use, Defining Intervention Systems, Content Assistance for Core or Intervention Practices, Interpreting Progress-Monitoring Data, etc.). Every traditional district was invited to choose 15%, 20% or 25% of total schools to participate (district need calculated by percentage of schools identified as state-designated Low Performing and federally-designated CSI and/or TSI). Districts were encouraged to select schools based on need, readiness, and capacity. Charter Schools selection was based on need, interest, and prior participation in IABS support.

State designated Low-Performing Small Districts (15 or fewer schools) not receiving CARES support were able to choose up to 1-2 schools that are receiving supplemental support. The schools receiving intensive support (see Table 10) attended the virtual supplemental sessions and in person data analysis coaching with statewide IABS consultants at least three times per year for a minimum of two years. Districts were encouraged to select schools based on need, readiness, and capacity. Charter schools were selected based on need, interest and prior participation in IABS support.

Table 10. Intensive Support Schools Year 1 & 2

Literacy	Math	SEB/Attendance
Stocks Elementary (Edgecombe) MATH	<i>North Asheboro Middle (ACS)</i>	Warren County Middle (Warren)
Elizabeth City Middle (ECPCS)	N.L. Dillard Middle (Caswell)	Warren County High (Warren)
PW Moore Elementary (ECPCS)	Uwharrie Charter (Charter)	<i>South Asheboro Middle (ACS)</i>
GW Bulluck Elementary (Edgecombe)	Wayne Prep (Charter)	<i>GW Carver (KCS)</i>
	North Carolina Cyber Academy (Charter)	<i>Kannapolis Middle (KCS)</i>
		Mallard Creek Stem (Charter)

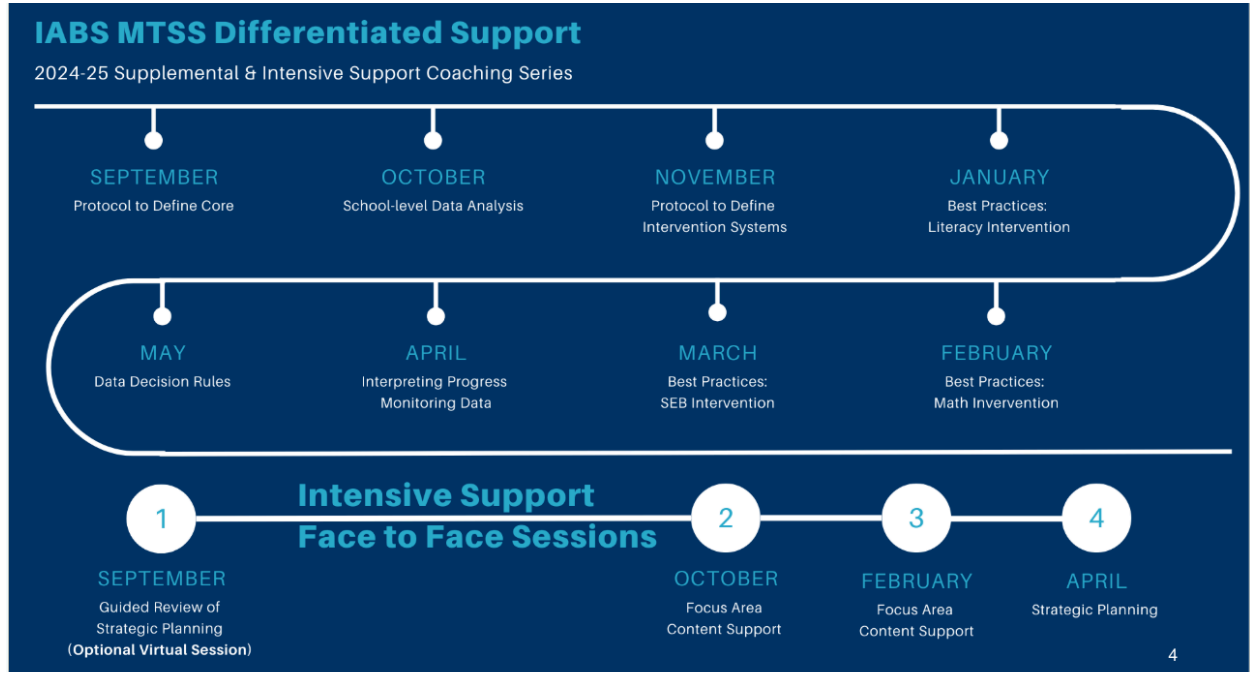
Note. Literacy is based at the East Location, while Math and SEB/Attendance are based at the Asheboro/Central Location. Highlighted schools did not continue in year 2 due to competing priorities, leadership/staff changes, etc.

The IABS statewide team concluded the two-year partnership with schools and district leaders who participated in the differentiated support plan. This school support started in 2023 with the agreement that intensive partnership schools would continue through 2025. However, based on data and the need to provide follow-up support to the supplemental partners, the team offered an additional year of technical assistance to their supplemental partners. The differentiated support, in both supplemental and intensive cohorts, proved highly effective in substantially enhancing participant knowledge across various critical domains. A significant portion of this success can be attributed to the well structured and impactful professional development, specifically "Intervention Systems" and "Data-Based Decision Making." These modules provided participants with a foundational understanding and practical systems essential for navigating complex educational and organizational challenges.

However, feedback from participants also highlighted areas for further refinement and enhancement. A recurring request emphasized the need for increased hands-on coaching, particularly in the practical application of progress monitoring, the implementation of diverse intervention strategies, and the nuanced process of data-driven decision making. While the theoretical components were well received, participants expressed a desire for more direct, practical guidance to solidify their learning and translate it into actionable skills. Despite appreciation for the program's syllabus and the support provided by consultants, some participants expressed uncertainty about re-enrollment.

To respond to this feedback, support was tailored to ensure schools and district partners had time to “do” the systemic planning of their support framework. There was intentional time to plan supports, review data, make instructional and systemic adjustments based on the data reviewed and network with cohort school teams and learn with and from each other (see Figure 8).

Figure 8. IABS MTSS Differentiated Support



During their final session, statewide IABS consultants facilitated the Facilitated Assessment of MTSS-School Level (FAM-S) with all intensive partners. Teams were able to see their areas of strength and areas of opportunity and create plans to support implementation and sustainability of their MTSS framework. During the final session, schools participating in the intensive cohorts reported several accomplishments, including the development of effective teaming structures to support their framework systems, defining core in their area of focus, implementation of data collection processes that ensure actionable results, improvements in staff morale and student attendance, and achieving “Growth” for the first time in a decade. Of the 11 remaining intensive partnership schools, 9 showed areas of improvement in their performance data during their intensive partnership. The most frequently cited barrier among teams was turnover among staff and leadership before the establishment of these systems, which at times resulted in cycles of resetting efforts and decreased momentum.

REGIONAL SUPPORT SERVICES (RSS)

The Regional Director team develops and aligns systems, processes, and procedures to provide a unified system of statewide support to PSUs. Other key duties include:

- Serving as a primary NCDPI contact for district senior leadership staff and providing regularly scheduled NCDPI updates, opportunities, and deadlines.
- Providing a communication loop to district staff, principals, and teachers about the knowledge and skills needed to facilitate policies, processes, and practices focused on improving student achievement.
- Providing oversight, management, and supervision to align work processes with NCDPI and district staff.
- Leading Interdepartmental Support Teams, coordinating support and services provided in each region and providing all internal and external communication regarding the team's work and support.
- Engaging in site visits, thought partner sessions, and strategic planning.
- Customizing support for districts.

Regional Support Teams (RST) are a product of the North Carolina SBE's commissioned Ernst and Young efficiency study of NCDPI.

The 2024-2025 RST was composed of regionally based consultants from the following areas at NCDPI: Accountability, Career & Technical Education; Digital Teaching and Learning; Early Learning; Exceptional Children; Educator Preparation, Licensure & Performance; Federal Programs; and Integrated Academic & Behavior Support. Under the direction of Regional Directors, RSTs provide individualized and differentiated support to districts and regions.

Within the Regional Support model, there are three basic entry points that prompt support from the regional team:

- Low-performing designation (federal or state)
- District-initiated requests (customized support)
- Regional support team-initiated offerings (based on regional needs)

Sample activities where Regional Support Services has customized support for low-performing schools and PSUs include:

- Priority partnerships in each region, with a focus on PSUs that actively request or agree to receive support aimed at improving student performance.
- Intensive planning with PSU leadership to customize support from NCDPI to increase academic achievement.

- Professional learning on MTSS implementation.
- Customized district and school-level framework development and professional development on increasing student engagement in secondary classrooms.
- Middle school leadership and instructional support.
- New principal transition and coaching support.⁶
- Principal mentoring ESSER pilot project.
- Working with central office leaders on secondary high expectations and instructional rigor.
- Collaborative planning with district leaders to align learning goals with district initiatives and student achievement priorities.

For the 2024–2025 school year, all low-performing districts from 2023-2024 were assigned a NCPDI point of contact from either the School Improvement or Regional Support department. The following districts were supported directly by the RST, with Regional Directors serving as the primary point of contact. The specific low-performing districts served in 2024–2025 (see Table 11), along with the primary areas of focus for Regional Support, are summarized below.

Table 11. Low-Performing Districts and Regional Support Focus Areas, 2024–2025

District	Region	2024-2025 Areas of Focus
Caswell County Schools	Piedmont-Triad	RST/District leadership team thought partner sessions; 1:1 job-alike sessions; 1:1 superintendent sessions; RST FAM-D session; Middle school MTSS Support and walk-thrus; RST Federal Program/spending workshop; summer instructional planning
Kannapolis City Schools	Southwest	Building instructional capacity in site-based administrators, data analysis and instructional goal setting, professional development for principals, standards-aligned instruction, and increasing instructional rigor
Thomasville City Schools	Piedmont-Triad	Strategic planning session, data dive analysis, 1:1 IABS/MTSS and joint EC support; RST FAM-D session
Scotland County Schools	Sandhills	Summer leadership retreat collaboration and professional development
Public Schools of Robeson County	Sandhills	Instructional leadership, MTSS Support, CTE credential attainment, and cross-collaboration support with Student

		Services
Bladen County Schools	Sandhills	Summer leadership retreat collaboration and professional development
Asheboro City Schools	Piedmont-Triad	School walk-thrus and feedback with district and school administrators; thought partner sessions; MTSS support; RST FAM-D session
Rowan-Salisbury	Southwest	Instructional leadership, standards-aligned instruction, increasing instructional rigor, implementation of a research-based instructional framework, strong instructional core; Collaborative discussions and support for middle schools and DLI along with instructionally-focused school walks
Gates County Schools	Northeast	Instructional coaching and feedback cycles
Greene County Schools	Southeast	Early literacy instruction based on the Science of Reading, literacy leadership support and feedback cycles, CTE licensure support, and MTSS implementation
Columbus County Schools	Sandhills	Instructional leadership, MTSS support, CTE credential attainment
Anson County Schools	Southwest	Strategic planning, instructional leadership, data analysis and goal setting, MTSS

Regional Support Multi-Tiered Systems of Support (MTSS)

During the 2024-2025 school year, eight MTSS Regional Consultants served full-time on the Regional Support Teams, one in each region. These consultants spent time providing direct support to regional leaders in order to systematically install and sustain MTSS. Supervised by each Regional Director, the eight (seven most of the year due to a vacancy) provided the following support to districts, with a focus on low-performing schools and districts.

- Served as one of two full-time members of the Regional Support Team/attended RST Meetings.
- Prioritized Regional Support Team work specific to instruction, behavior, and school improvement planning and support as aligned to Regional Support Team data and strategic initiatives, including implementation of MTSS at the PSU and school level in the region served.

- Provided professional learning and coaching specific to evidence-based instructional strategies in academics, behavior, and social-emotional skills in alignment with PSU strategic plans, RST needs, and strategic regional initiatives.
- Provided targeted technical assistance to PSUs to establish and maintain multi-tiered systems of support in collaboration with RST members and NCDPI transformation staff to:
 - Evaluate the effectiveness of systems using the Facilitated Assessment of MTSS
 - Analyze district and school teaming structures to strengthen the implementation of school MTSS improvement frameworks
 - Engage in resource mapping to ensure core, supplemental, and intensive levels of MTSS support are fully functional and well-defined
- Collaborated with offices across NCDPI through membership on the RST to establish and implement evidence-based intervention/strategies for specific subgroups to:
 - Reduce suspension and expulsion.
 - Increase student performance on state-mandated assessments.
 - Decrease drop-out rates.
 - Increase graduation rates.
 - Facilitate family-school-community partnerships.
 - Close achievement gaps in reading and math.
 - Implement other statewide initiatives.
- Deployed and implemented the FAM-D/FAM-S (Facilitated Assessment of MTSS) tools in collaboration with the Regional Directors.

Evaluation of the Regional Support System

In 2024-2025, the Education Policy Initiative at Carolina (EPIC) was tasked with conducting a retrospective preliminary evaluation of the NCPDI Regional Support System (RSS). This April 2025 report details findings from interviews with RST members and district leaders, as well as a statewide survey of district leadership. In the summary below, the evaluation notes that Regional Support serves low-performing schools and districts in the following ways:

- *Support for Low-Performing Districts:* The RSS provides on-going support to districts with a low-performing designation. *Perceived Impact on School Improvement:* Over 63% of survey respondents indicated that RSS supports have "greatly impacted" their district's efforts in school improvement.
- *Desire for More Hands-On Support:* District leaders expressed a need for RSTs to engage more directly with low-performing schools, such as visiting

classrooms, observing instruction, and participating in roundtable discussions to identify and address challenges. This type of hands-on support was seen as critical for turning around low-performing schools.

- *Sustainability*: 84% of survey respondents felt that improvements supported by RSTs were "very" or "mostly" sustainable.
- *Advocacy for District Needs*: RSTs play a critical role in advocating for the needs of low-performing schools at the state level, ensuring that these schools receive the attention and resources necessary to address their challenges. Districts overwhelmingly (90%) perceive that the RSTs and RDs understand their specific needs mostly or very well, and 88% of respondents perceive the RD to be "very responsive" to their needs.

GOLDEN LEAF SCHOOLS INITIATIVE (GLSI)

The Golden LEAF Schools Initiative (GLSI) is a multi-year effort led by the NCPDI and funded by the Golden LEAF Foundation to accelerate improvement in ten (10) low-performing, high-poverty rural schools and districts (see Table 12). Through a comprehensive support model, the initiative provides direct coaching in school leadership, math instruction, and assessment, while also building school and district capacity to make data-driven decisions that lead to stronger student outcomes.

Table 12. *2025 Transformative Schools (TS) Cohort*

School Name	School District/County	Region
Bertie Middle School	Bertie County Public Schools	Northeast
Carver Middle School	Scotland County Schools	Sandhills
Contentnea-Savannah K-8 School	Lenoir County Public Schools	Southeast
East Alexander Middle School	Alexander County Schools	Northwest
East Rutherford Middle School	Rutherford County Schools	Western
Harnett Central Middle School	Harnett County Schools	North Central
Northern Middle School	Person County Schools	North Central
Union Middle School	Sampson County Schools	Sandhills
Warren County Middle School	Warren County Schools	North Central
West Lee Middle School	Lee County Schools	North Central

GLSI is designed to meet schools where they are, addressing the unique challenges of low-performing contexts by aligning evidence-based instructional frameworks with responsive professional development and implementation support. The initiative places a special focus on middle grades math as a gateway to long-term academic and career success, while also helping schools build durable systems that sustain improvement

beyond the life of the grant. By combining wrap-around coaching, high-quality curriculum, world-class professional development, and leadership development with a strong emphasis on rural innovation, GLSI is equipping schools and districts with the tools and capacity they need to move off the low-performing list and create more successful students and educators.

OFFICE OF CHARTER SCHOOLS (OCS)

The Office of Charter Schools (OCS) established a school improvement workflow in July of 2023 to elevate support for low-performing charter schools. OCS utilizes indicators of distress for early identification of struggling schools and collaborates across its office and within NCDPI to develop prevention strategies. Site visits occur pursuant to a site visit protocol and with standardized data forms and focus questions.

For schools identified as low- or continually low-performing, OCS uses an internal system of prioritizing risk to determine which schools will receive a site visit. During this visit, OCS consultants conduct classroom observations followed by a collaborative conversation with the school's leadership team. This allows time for reflection, suggested resources for support, and specific actions that may help the school achieve its academic goals. Finally, the school leader receives written feedback which includes academic data, areas of strength, and recommended areas for growth. Following site visits, OCS develops a follow-up protocol based on the observation which may include additional site visits, remote check-ins with leadership, or support for specific areas of growth.

OFFICE OF FEDERAL PROGRAMS (OFP)

The Office of Federal Programs ensures that federal funds contribute to the goal of students meeting or exceeding rigorous state standards. The office manages a large portfolio of federal grant funds while also monitoring and supporting schools and districts in their implementation of various improvement initiatives.

A dedicated Comprehensive and Targeted Support (CTS) team is assigned to provide direct support to Public School Units (PSU) with federally identified Comprehensive Support and Improvement (CSI) and Targeted Support and Improvement (TSI) schools. The CTS team also work collaboratively with other offices within the NCPDI to support state-identified schools that are dually designated as both state low-performing and CSI-low performing. Due to the expiration of the Elementary and Secondary School Emergency Relief (ESSER) funding, many full-time employees (FTE) that previously supported low performing schools through temporary funds are no longer available, which has created additional challenges in sustaining staffing levels to meet these support needs.

This investment in agency personnel represents those staff members who are focused on school improvement support, but those staff members are not necessarily exclusively assigned to providing support for state-designated low-performing schools or districts. Furthermore, there exists a great deal of complexity when considering the additional designations applied to schools across North Carolina as required by federal accountability reporting in addition to requirements contained in state law. Many schools with a low-performing state designation may also have a federal designation of CSI or TSI. This creates multiple layers of reporting and a significant number of required actions for school and district personnel when a state low-performing designation and associated requirements are in place in addition to a federal designation.

THE OFFICE OF EARLY LEARNING (OEL)

The Office of Early Learning has developed a tiered coaching model to support an aligned system from the state to the student. The model includes 115 Early Literacy Specialists (ELS) with one assigned to each NC school district. These positions are designed to collaborate with district leaders who support literacy implementation across the local school system at least one day per week. They should be a consistent member of the district's local planning team to bridge communication and provide support and resources aligned to the ongoing implementation of evidence-based literacy practices developed and provided by the state. Additionally, each district must determine how the information and resources provided by the ELS will filter through to every school in the district. This typically includes training of school leaders, coaches, advanced teaching roles and/or literacy champions. Furthermore, each ELS directly provides an additional layer of support within two focus schools each week. The ELS collaborates with the school leadership team to identify goals and priorities at each of their assigned focus schools. This support includes PLC guidance, professional development, ongoing coaching cycles and modeling in classrooms as needed. Support is differentiated based on school data and specific needs.

The ELS coaching framework is unique to most coaching models. It provides intentional support with an emphasis on the overall system across the school district, and a more focused stream of support for specific schools based on data. Rather than only selecting low-performing schools to provide temporary focused support until scores improve, this model supports the larger system as well to maintain and increase the implementation of evidence-based literacy practices for sustainability and increasing student outcomes over time. The OEL's approach to coaching and support is designed not only to support schools that are struggling the most but also to proactively prevent future problems by focusing on systems improvement.

THE OFFICE OF EXCEPTIONAL CHILDREN (ECD)

The Office of Exceptional Children provides regional support designed to respond directly to both district and school needs. Regional teams are positioned to work closely with low-performing districts, ensuring that students with disabilities receive the focused attention and resources they need to succeed. These teams will engage in deep data analysis examining, unpacking, and interpreting trends to identify lagging indicators that hinder student achievement. By addressing these indicators, regional teams can target instructional gaps, improve access to high-quality supports, and build the capacity of school leaders and teachers to deliver effective practices. This work is not about surface-level compliance; it is about driving meaningful changes in classrooms where the needs are greatest.

THE OFFICE OF TEACHING AND LEARNING (OTL)

The Office of Teaching and Learning will partner with the Office of Integrated Academic and Behavior Supports to strengthen outcomes in our lowest-performing schools through a unified focus on rigorous standards and student wellness. This partnership emphasizes the consistent use of high-leverage instructional strategies, targeted coaching for educators, and integrated wellness support that build positive school culture. Data will drive decisions, allowing timely adjustments that respond to both academic performance and student needs. Together, we are creating a coherent system of support that empowers teachers, equips leaders, and fosters classrooms where students are engaged, supported, and achieving at higher levels.

THE OFFICE OF CAREER AND TECHNICAL EDUCATION (CTE)

The Office of Career and Technical Education provides regional support teams that partner with schools, especially those identified as low performing, to expand and strengthen career opportunities for students. These teams help schools increase access to industry-recognized credentials, career exploration, and work-based learning experiences that prepare students for life after graduation. By aligning instruction with workforce demands, the office ensures students gain practical skills and certifications that open doors to future success in college and careers. Through this support, schools are able to enhance student engagement, improve outcomes, and build pathways that connect learning to real-world opportunities.

INNOVATIVE PRACTICES PILOTED TO SUPPORT LOW PERFORMING DISTRICTS AND SCHOOLS

During the 2024–2025 school year, the NCPDI launched several pilot initiatives to explore new approaches for supporting low-performing districts and schools. Developed in collaboration with external partners, regional support teams, and local leadership, these efforts were designed to strengthen leadership capacity, improve instructional systems, and align improvement strategies with district and statewide priorities. Initiatives included the Comprehensive Assessment of Leadership and Learning (CALL) Survey Pilot, which examined leadership and learning conditions to inform improvement planning; the Principal Mentoring Pilot, which paired experienced turnaround leaders with principals in low-performing schools; and the CARES Pilot, which provided intensive, embedded coaching for continually low performing districts and professional learning focused on instructional leadership through the North Carolina Instructional Leadership Academy (NCILA). Each of these initiatives offered valuable insight into innovative models of support, with the dual purpose of addressing immediate needs and informing future, sustainable approaches to school and district improvement.

COMPREHENSIVE ASSESSMENT OF LEADERSHIP AND LEARNING (CALL) SURVEY PILOT

In July 2024, NCDPI partnered with WestEd to implement the CALL Survey Pilot, which provided an opportunity for schools and districts to examine current practices through a self assessment. WestEd facilitated the preparation for and launch of the survey while NCDPI recruited schools and districts. Upon completion of the survey, support was provided (October 2024 – February 2025) to 11 schools and 1 district designated as low-performing (see Table 13) in the 2023-2024 school year. This support was centered around improvement planning with school and district leaders, and it included a virtual orientation, an in-person four-hour professional development session, and two virtual follow-up sessions.

Table 13. CALL Survey Participants Designated as Low Performing

CALL Survey Participants	
Tyrrell Elementary School	Mariam Boyd Elementary School
Charles W McCrary Elementary School	Northside Elementary School
East Clayton Elementary School	Vaughan Elementary School
John Small Elementary School	Warren County Middle
Mattamuskeet School	Warren County High School
E.J. Hayes Elementary School	Warren County Schools

A Case Study of a District Designated as Low Performing: Warren County Schools

In February 2025, the NCDPI Diagnostics Team, in partnership with Warren County Schools, analyzed results of the CALL Survey in four domains: Turnaround Leadership, Talent Development, Instructional Transformation, and Culture Shift. The district's scores fell below the national average in each domain, indicating the need for coordinated improvement. Analysis of survey results (see Table 14) highlighted opportunities to build on successes in assessment use, differentiated instruction, and intervention program implementation. Findings informed districtwide efforts by reinforcing data-driven strategies, communication structures, and leadership development. Targeted actions focused on strengthening professional development in differentiated instruction, expanding coaching, and monitoring intervention programs.

Table 14. CALL Survey School Specific Priorities

School	Area of Focus
Mariam Boyd Elementary	Tiering teachers to provide targeted support
Northside Elementary	Effectively using assessment data to plan and deliver instruction; PD for staff based on teacher survey
Warren Middle Schools	Implementing MTSS Framework components with fidelity
Warren Early College	Providing SEL supports for students
Warren County High School	Communicating existing procedures and routines to ensure awareness of community-based resources and supports

Following analysis of the CALL Survey, a cross-functional NCDPI Team conducted districtwide walkthroughs alongside Warren County Schools' staff to further solidify priorities, align instructional strategies, leadership practices, and monitoring efforts.

CALL Survey Pilot Findings

SERVE was contracted to collect and analyze data to determine the viability of making the WestEd CALL Survey a permanent offering to schools and districts. NCDPI utilized the information provided by SERVE to complete an internal analysis, and findings from the pilot highlight key insights in several categories. An overview of outcomes and implications (see Table 15) informed the evaluation of the survey's effectiveness and guided planning for future improvement initiatives

Table 15. Summary of WestEd CALL Survey Pilot Findings

Category	Findings / Data	Notes / Implications
Knowledge Gain	CALL survey pilot increased knowledge of the WestEd Four Domains for Rapid Improvement among 7 staff + 1 senior director.	Outcome 2 was partially met; knowledge gains were limited to a small group.
Time Commitment	Participants did not perceive the survey as requiring less time than previous assessment tools.	Time required may affect efficiency and perceived value of the tool.
Understanding of Data Use	Participants lacked knowledge of how survey data would be used for school improvement planning.	Limited understanding could reduce the effectiveness of survey data for guiding future improvements.
Relevancy	The survey did not meet a threshold showing significant benefit for participants.	Perceived relevance was limited; staff may not fully engage with the tool.
Rollout & Preparation	Timeline and preparation for participation were rated lower by participants.	Lower preparation could decrease effective use of survey results.
Cost	\$106,100 for 20 licenses, pre-survey support, DPI staffing, and travel; recurring cost for WestEd.	High cost compared to using existing staff and internal tools; sustainability may be a concern.
Self-Assessment Ratings	No clear differentiation in ratings; no statistically significant differences among staff responses.	Limited differentiation reduces actionable insights and ability to identify areas for improvement.

CALL Survey Pilot Recommendations

Following analysis of the CALL Survey Pilot, NCDPI determined that statewide implementation is not the most practical approach for schools and districts. This decision was based on several considerations. First, participants' experiences with the survey indicated areas for refinement, including relevancy, time allocation, preparation, and next steps (see Table 15). Second, the cost-to-benefit ratio is higher compared to previously utilized assessment models, and funding sources for vendor-based tools are not fully secured. Implementing the survey statewide would also require substantially greater resources than the pilot.

Additionally, the self-reported nature of the CALL Survey may not fully meet the needs of all schools and districts, particularly those with new or developing leadership. A third-party assessment may provide additional insight for schools and districts seeking to meet performance goals. NCDPI can leverage or adapt existing assessment tools to support schools and districts in identifying needs and directly connecting results to improvement planning. The phased discontinuation of the CALL survey concluded in May 2025, with a final meeting conducted by a member of the NCDPI Diagnostic Services Team to review potential uses of survey results for upcoming improvement planning.

PRINCIPAL MENTORING PILOT

The ESSER-funded pilot, Proven Principals of Low-Performing Schools Supporting Principals in Low-Performing Schools, was developed within the Regional Support Structure in response to a request from the Superintendent and senior leaders of New Hanover County Schools. The district sought customized support for five elementary and middle schools identified as low-performing. With a total cost per mentor assignment of \$14,000, including mentor stipend and travel expenses, the approach was viewed as a cost-effective pilot program. The district's goal was to partner with NCDPI to provide peer mentor principals for the leaders of these schools. The mentor principals, who have successfully turned around low-performing schools, brought valuable, real-time insights to colleagues facing similar challenges.

Project Overview

- Goal-setting meetings were conducted with district leaders and principal supervisors.
- Each mentor principal made an initial visit to their assigned low-performing school to familiarize themselves with the campus and meet their principal partner.
- Mentors had the opportunity to conduct two additional visits during the 12-month pilot.

- Weekly one-on-one virtual coaching sessions conducted between mentor and the principal.
- Mentors maintained regular contact with the principal's supervisor(s).
- Additional check-ins scheduled based on the partner principal's district assessment calendar.
- Oversight of the project included regular data collection and reviews with the Superintendent, the Chief Academic Officer, and the NCDPI Director of Transformation, and the NCDPI Southeast Regional Director.
- Mentoring principals received a monthly stipend and reimbursement for travel expenses, covering costs for up to three school visits and regular virtual coaching and mentoring.

Pilot Project Outcomes

This pilot was evaluated by the Education Policy Initiative at Carolina (EPIC), and additional analysis was provided in December of 2024. The *Proven Principals of Low-Performing Schools Supporting Principals in Low-Performing Schools* pilot program was implemented with the intent of testing the role that peer principals with a proven track record of improving low-performing schools could serve in supporting their peers leading struggling schools. This model, while only tested in a single North Carolina district, attends to one of the greatest barriers to sustainable coaching models: recurring personnel costs. The structure of this model holds promise in alleviating the financial burden of providing coaching. The initial outcomes of the pilot show some promise, suggesting the approach may demonstrate efficiency and effectiveness in improving student achievement and retaining principals in low-performing schools, but warrants further study and development.

CARES: A STATE INTENSIVE INTERVENTION COACHING PILOT

The CARES Transformation model, piloted with ESSER funding, was the state's most intensive support framework for low-performing schools and districts. The model established a formal partnership between the Department and participating districts to identify root causes, implement targeted action steps, and monitor progress through measurable performance indicators and structured guidance. Launched in 2021, the pilot concluded on September 30, 2024.

On the ground, the intensive CARES Transformation model NCDPI assigned four coaches per district to partner with district and school staff at all levels, providing targeted, side-by-side onsite coaching on a weekly basis. The District Leadership Coach supported the Superintendent and the District Executive Cabinet, while the DCC worked with the Chief Academic Officer. The School Leadership Coach assisted principals and their leadership teams, and the Instructional Coach provided support to

coaches and teachers. The CARES team collaborated closely to coordinate coaching efforts and align improvement initiatives across the district.

EPIC conducted an analysis and synthesis of data for a summative evaluation of the CARES Intensive Intervention Initiative. The findings below summarize emerging themes, with the full results expected in December 2025.

Key Qualitative Findings

- The School Leadership Coach and Instructional Coach tandem was perceived to have an amplified impact on instructional practice, strengthening both classroom instruction and leadership capacity.
- Teachers reported lasting gains in data-driven instruction, with some schools fully integrating these routines and making them a cornerstone of school culture.
- Principals highlighted enduring impacts from CARES coaching, particularly in improved strategic planning at both the systems level and in daily instructional leadership practices.
- Pressing needs for LPSD include ensuring standards-aligned curriculum and increasing parental involvement.

Key Quantitative Findings

- In the 2023–24 and 2024–25 school years, 33 CARES schools were no longer classified as low-performing.
- However, over 50% of schools exiting or re-entering the list changed between years, reflecting significant turnover. A total of 18 schools newly exited low-performing status in 2024–25, while 18 schools previously off the list were placed back on.
- Changes in growth status, rather than dramatic shifts in proficiency or school performance grades, were the primary driver of entering and exiting low-performing school status.

Takeaway

CARES coaching contributed to measurable improvements in instructional quality, leadership capacity, and student outcomes. However, the discontinuation of intensive supports poses a risk to sustaining and scaling these improvements.

Summary

Preliminary findings from the final year of the CARES evaluation shows that the supports played a significant role in strengthening teaching, instructional leadership, and student outcomes in historically low-performing schools. Educators consistently

highlighted the value of the CARES multi-level coaching model, particularly the tandem of instructional and leadership coaches, which enabled more effective classroom modeling and principal support. Teachers reported lasting shifts in using data to drive instruction, while principals gained new capacity for strategic planning and managing competing demands.

Accountability data show mixed evidence on the sustainability of school improvement efforts. While 33 schools were no longer on the low-performing list in both 2023–24 and 2024–25, over half of these schools turned over year-to-year. Most status changes were tied to fluctuations in growth designations rather than substantial shifts in proficiency or performance grades. These findings suggest that while CARES supports important improvements in teaching and learning, the withdrawal of intensive coaching risks reversing gains and underscores the need to consider how best to sustain progress in vulnerable schools.

STATEWIDE SURVEY OF LOW-PERFORMING DISTRICTS AND SCHOOLS

The NC Department of Public Instruction is refining and strengthening its model for supporting low-performing schools and districts and has contracted with the Education Policy Initiative at Carolina (EPIC) to conduct an independent statewide survey. The purpose of this survey is to solicit feedback on:

- Effectiveness of state-provided supports
- Current support needs and priorities
- Barriers to successful school improvement
- Considerations for sustainability

This survey is designed to gather input from school and district leaders across North Carolina regarding their experiences with low-performing school and district designations, the effectiveness of state-provided supports, and opportunities for strengthening state-required processes. The survey asks participants to evaluate the impact of specific supports on teacher knowledge, leadership capacity, and student achievement, and to provide feedback on which processes required by law could be improved. In addition, it seeks to identify current needs and priorities for improvement, major barriers to implementing effective practices, and challenges to sustaining progress over time.

The purpose of the survey is to ensure that the perspectives of school and district leaders directly inform how NCDPI designs, delivers, and strengthens support for low-performing schools and districts. Insights collected will guide decision-making, align resources to areas of greatest need, improve student outcomes statewide, and inform

potential legislative recommendations to accelerate student achievement. The survey will be administered in Fall 2025, with results expected to inform decision-making in late Fall 2025 and into Winter 2025.

REPORTING ON PERSONNEL ACTIONS TAKEN IN LOW-PERFORMING SCHOOLS

According to § 115C-105.39, Dismissal or removal of personnel; appointment of interim superintendent:

“(a) Within 30 days of the initial identification of a school as low-performing by the State Board under G.S. 115C-105.37(a), the superintendent shall take one of the following actions concerning the school’s principal:

- (i) recommend to the local board that the principal be retained in the same position,
- (ii) recommend to the local board that the principal be retained in the same position and a plan of remediation should be developed,
- (iii) recommend to the local board that the principal be transferred, or
- (iv) proceed under G.S. 115C-325.4 to dismiss or demote the principal.” Below is the list of personnel actions taken by local superintendents:

Survey with personnel decisions will be added to this report on November 1, 2025.

APPOINTMENT OF AN INTERIM SUPERINTENDENT

“(c) The State Board may appoint an interim superintendent in a local school administrative unit:

- (1) Upon the identification of more than half the schools in that unit as low-performing under G.S. 115C-105.37;

or

- (2) Upon the recommendation from an assistance team assigned to a school located in that unit that has been identified as low-performing under G.S. 115C-105.37. This recommendation shall be based upon a finding that the superintendent has failed to cooperate with the assistance team or has otherwise hindered that school's ability to improve.”

Northampton County is the only district with a SBE appointed interim superintendent. The appointment expires in 2026.

RECOMMENDATIONS FOR ADDITIONAL LEGISLATION TO IMPROVE STUDENT PERFORMANCE AND INCREASE LOCAL FLEXIBILITY

In order to accelerate student performance and reduce the number of low-performing schools and districts, the NCPDI recommends a set of legislative actions focused on two priorities:

(1) providing targeted resources that expand state and local capacity to strengthen instructional quality and leadership,

and

(2) granting districts the flexibility needed to implement and sustain locally responsive solutions.

These recommendations reflect insights from ODSSS' work with districts across the state, national research on effective school improvement, and lessons learned from prior initiatives. Together, they offer policymakers concrete opportunities to invest in staffing and innovation, modernize accountability, and expand local flexibility—ultimately positioning North Carolina for more rapid and sustainable improvement in student outcomes.

Legislative Recommendations

- **Revise Statutory Timelines for Low-Performing Schools and Districts**
 - Under current statute, districts and schools identified as low-performing must take immediate action. Superintendents are required to make and report principal personnel decisions within 30 days of identification, no later than September 30 each year, before accountability data is finalized by the SBE. A revised timeline, through legislative action, would balance the law's intent for timely accountability with the practical realities of fostering sustainable, data-driven improvement in low-performing schools and districts.
- **Expand and Sustain State-Level Support Capacity**
 - Appropriate recurring funds to increase ODSSS regional staff and cross-functional specialists, ensuring Priority-level support can reach more districts, while also maintaining intensive supports for low-performing schools and districts beyond temporary funding sources such as ESSER.
- **Increase Flexibility in Resource Use and Staffing**
 - Provide statutory authority for districts to braid and repurpose state and federal funds (similar to Restart flexibilities) to align with instructional priorities, while also authorizing greater local flexibility in hiring and

compensation—such as differentiated pay, recruitment incentives, and licensure flexibility—to address hard-to-staff schools and shortage areas.

- Support Innovation Grants and Pilots
 - Appropriate funds to expand programs like Golden LEAF Schools and provide competitive innovation grants to high-need districts for research-based pilots.

APPENDICES

Appendix A. 2024 - 25 Low-Performing Schools List

A low-performing school has a School Performance Grade of 'D' or 'F', and a growth status of 'Met' or 'Not Met.' Schools are sorted by public school unit code with charter schools at the end of the list.

District Name	School Code	School Name	State Board Region	Grade Span	Missed Days Due to Hurricane Helene	School Performance Grade	EVAAS Growth Status
Alamance-Burlington Schools	010310	Broadview Middle	Piedmont-Triad	06-08	0	F	Not Met
Alamance-Burlington Schools	010326	Eastlawn Elementary	Piedmont-Triad	PK-05	0	F	Met
Alamance-Burlington Schools	010346	B. Everett Jordan Elementary	Piedmont-Triad	0K-05	0	D	Not Met
Alamance-Burlington Schools	010348	Graham High	Piedmont-Triad	09-12	0	D	Not Met
Alamance-Burlington Schools	010350	Graham Middle	Piedmont-Triad	06-08	0	F	Not Met
Alamance-Burlington Schools	010351	Grove Park Elementary	Piedmont-Triad	PK-05	0	D	Not Met
Alamance-Burlington Schools	010354	Harvey R Newlin Elementary	Piedmont-Triad	PK-05	0	F	Not Met
Alamance-Burlington Schools	010357	Haw River Elementary	Piedmont-Triad	PK-05	0	F	Not Met

Alamance-Burlington Schools	010358	Hillcrest Elementary	Piedmont-Triad	PK-05	0	D	Not Met
Alamance-Burlington Schools	010360	Hugh M Cummings High	Piedmont-Triad	09-12	0	D	Not Met
Alamance-Burlington Schools	010364	North Graham Elementary	Piedmont-Triad	PK-05	0	F	Not Met
Alamance-Burlington Schools	010372	Pleasant Grove Elementary	Piedmont-Triad	PK-05	0	F	Not Met
Alamance-Burlington Schools	010374	R Homer Andrews Elementary	Piedmont-Triad	PK-05	0	D	Not Met
Alamance-Burlington Schools	010380	South Graham Elementary	Piedmont-Triad	PK-05	0	D	Not Met
Alamance-Burlington Schools	010390	Southern Alamance Middle	Piedmont-Triad	06-08	0	D	Not Met
Alamance-Burlington Schools	010392	Sylvan Elementary	Piedmont-Triad	PK-05	0	D	Not Met
Alamance-Burlington Schools	010394	Turrentine Middle	Piedmont-Triad	06-08	0	F	Not Met
Alamance-Burlington Schools	010403	Western Alamance Middle	Piedmont-Triad	06-08	0	D	Not Met
Alamance-Burlington Schools	010406	Woodlawn Middle	Piedmont-Triad	06-08	0	D	Not Met
Alamance-Burlington Schools	010450	Alamance Virtual School	Piedmont-Triad	06-12	0	D	Not Met
Alexander County Schools	020324	Sugar Loaf Elementary	Northwest	0K-05	4	D	Not Met

Alleghany County Schools	030308	Glade Creek Elementary	Northwest	PK-08	7	D	Met
Alleghany County Schools	030320	Sparta Elementary	Northwest	PK-08	7	D	Not Met
Anson County Schools	040309	Anson Middle	Southwest	07-08	0	F	Not Met
Anson County Schools	040311	Wadesboro Primary	Southwest	0K-03	0	D	Met
Anson County Schools	040324	Morven Elementary	Southwest	0K-06	0	D	Met
Anson County Schools	040330	Wadesboro Elementary	Southwest	04-06	0	D	Met
Avery County Schools	060318	Avery Middle	Northwest	06-08	28	F	Not Met
Avery County Schools	060328	Newland Elementary	Northwest	PK-05	28	D	Met
Avery County Schools	060332	Riverside Elementary	Northwest	PK-05	28	D	Met
Beaufort County Schools	070327	John C Tayloe Elementary	Northeast	02-03	0	D	Not Met
Beaufort County Schools	070328	John Small Elementary	Northeast	04-05	0	D	Not Met
Beaufort County Schools	070338	P S Jones Middle	Northeast	06-08	0	D	Not Met
Bertie County Schools	080356	West Bertie Elementary	Northeast	PK-05	0	D	Not Met
Bertie County Schools	080360	Colerain Elementary	Northeast	PK-05	0	D	Met
Bladen County Schools	090315	Bladenboro Middle	Sandhills	05-08	0	D	Met
Bladen County Schools	090317	Bladenboro Primary	Sandhills	PK-04	0	D	Met
Bladen County Schools	090318	Bladen Lakes Primary	Sandhills	PK-05	0	D	Met
Bladen County Schools	090324	Dublin Primary	Sandhills	PK-05	0	D	Met
Bladen County Schools	090328	East Arcadia Elementary	Sandhills	0K-05	0	F	Met

Bladen County Schools	090330	East Bladen High	Sandhills	09-12	0	D	Not Met
Bladen County Schools	090333	Elizabethtown Primary	Sandhills	PK-04	0	D	Met
Bladen County Schools	090365	Tar Heel School	Sandhills	PK-08	0	D	Not Met
Brunswick County Schools	100304	Bolivia Elementary	Southeast	PK-05	0	D	Not Met
Brunswick County Schools	100309	Cedar Grove Middle	Southeast	06-08	0	D	Not Met
Brunswick County Schools	100316	Leland Middle	Southeast	06-08	0	D	Not Met
Brunswick County Schools	100320	Lincoln Elementary	Southeast	PK-05	0	D	Not Met
Brunswick County Schools	100338	Supply Elementary	Southeast	PK-05	0	D	Not Met
Buncombe County Schools	110338	Owen Middle	Western	06-08	19	D	Not Met
Buncombe County Schools	110342	Erwin Middle	Western	07-08	19	D	Not Met
Buncombe County Schools	110372	Johnston Elementary	Western	PK-04	19	D	Met
Buncombe County Schools	110384	Oakley Elementary	Western	PK-05	19	D	Met
Buncombe County Schools	110401	Enka Middle	Western	07-08	19	D	Not Met
Buncombe County Schools	110412	Williams Elementary	Western	PK-05	19	D	Met
Buncombe County Schools	110425	Enka Intermediate	Western	05-06	19	D	Not Met
Buncombe County Schools	110444	Woodfin Elementary	Western	0K-05	19	F	Met
Buncombe County Schools	110451	Eblen Intermediate	Western	05-06	19	D	Not Met
Burke County Schools	120316	Forest Hill Elementary	Northwest	PK-05	8	D	Met
Burke County Schools	120340	Hillcrest Elementary	Northwest	PK-05	8	D	Met

Burke County Schools	120354	Mountain View Elementary	Northwest	PK-05	8	D	Met
Burke County Schools	120364	Oak Hill Elementary	Northwest	PK-05	8	D	Met
Burke County Schools	120376	Table Rock Middle	Northwest	06-08	8	D	Not Met
Burke County Schools	120386	W A Young Elementary	Northwest	PK-05	8	D	Not Met
Cabarrus County Schools	130313	Concord Middle	Southwest	06-08	0	F	Not Met
Cabarrus County Schools	130318	C C Griffin Middle	Southwest	06-08	0	D	Not Met
Cabarrus County Schools	130340	Winecoff Elementary	Southwest	PK-05	0	D	Met
Cabarrus County Schools	130344	Wolf Meadow Elementary	Southwest	0K-05	0	F	Not Met
Cabarrus County Schools	130355	Harold E. Winkler Middle	Southwest	06-08	0	D	Not Met
Kannapolis City Schools	132303	Kannapolis Middle School 6	Southwest	06-06	0	F	Not Met
Kannapolis City Schools	132304	A L Brown High	Southwest	09-12	0	D	Not Met
Kannapolis City Schools	132308	Forest Park Elementary	Southwest	0K-05	0	D	Met
Kannapolis City Schools	132330	Kannapolis Middle School 7/8	Southwest	07-08	0	F	Not Met
Kannapolis City Schools	132332	Shady Brook Elementary	Southwest	0K-05	0	D	Met
Kannapolis City Schools	132336	North Kannapolis Elementary	Southwest	PK-05	0	D	Met
Caldwell County Schools	140324	Gamewell Elementary	Northwest	PK-05	5	D	Not Met
Caldwell County Schools	140332	Gamewell Middle	Northwest	06-08	5	F	Not Met
Caldwell County Schools	140344	Happy Valley Elementary	Northwest	PK-08	5	D	Not Met
Caldwell County Schools	140356	Hudson Middle	Northwest	06-08	5	D	Not Met

Caldwell County Schools	140360	Kings Creek Elementary	Northwest	PK-08	5	D	Not Met
Caldwell County Schools	140388	Valmead Elementary	Northwest	PK-05	5	D	Met
Caldwell County Schools	140390	West Caldwell High	Northwest	09-12	5	D	Not Met
Caldwell County Schools	140396	Whitnel Elementary	Northwest	PK-05	5	D	Not Met
Carteret County Public Schools	160326	Newport Middle	Southeast	06-08	0	D	Not Met
Caswell County Schools	170338	N L Dillard Middle	Piedmont-Triad	06-08	0	F	Not Met
Caswell County Schools	170339	Oakwood Elementary	Piedmont-Triad	PK-05	0	D	Met
Caswell County Schools	170344	Stoney Creek Elementary	Piedmont-Triad	0K-05	0	D	Met
Catawba County Schools	180352	Mill Creek Middle	Northwest	07-08	4	D	Not Met
Catawba County Schools	180360	Oxford Elementary	Northwest	PK-06	4	D	Met
Catawba County Schools	180364	River Bend Middle	Northwest	07-08	4	D	Not Met
Catawba County Schools	180372	Saint Stephens Elementary	Northwest	0K-06	4	D	Met
Catawba County Schools	180388	Webb A Murray Elementary	Northwest	PK-06	4	D	Met
Hickory City Schools	181312	Northview Middle	Northwest	06-08	3	D	Not Met
Hickory City Schools	181332	Longview Elementary	Northwest	PK-05	3	D	Met
Hickory City Schools	181344	Viewmont Elementary	Northwest	PK-05	3	D	Not Met
Cherokee County Schools	200304	Andrews Elementary	Western	PK-05	0	D	Met
Cherokee County Schools	200310	Andrews Middle	Western	06-08	0	D	Not Met

Cherokee County Schools	200320	Martins Creek Elementary	Western	PK-05	0	D	Not Met
Edenton-Chowan Schools	210304	Chowan Middle	Northeast	06-08	0	D	Met
Edenton-Chowan Schools	210306	D F Walker Elementary	Northeast	03-05	0	D	Met
Cleveland County Schools	230346	James Love Elementary	Southwest	PK-05	5	D	Not Met
Cleveland County Schools	230368	Township Three Elementary	Southwest	PK-05	5	D	Not Met
Columbus County Schools	240308	Acme Delco Elementary	Sandhills	PK-06	0	D	Met
Columbus County Schools	240334	East Columbus Junior-Senior High	Sandhills	07-12	0	D	Not Met
Columbus County Schools	240375	Tabor City School	Sandhills	PK-08	0	D	Met
Columbus County Schools	240381	West Columbus School	Sandhills	PK-08	0	D	Met
Columbus County Schools	240388	Williams Township	Sandhills	PK-08	0	D	Met
Craven County Board of Education	250308	Bridgeton Elementary	Southeast	PK-05	0	D	Not Met
Craven County Board of Education	250320	Vanceboro-Farm Life Elementary	Southeast	PK-05	0	D	Met
Craven County Board of Education	250328	Graham A Barden Elementary	Southeast	PK-05	0	D	Not Met
Craven County Board of Education	250336	Havelock Elementary	Southeast	PK-05	0	D	Not Met
Craven County Board of Education	250348	J.T. Barber Elementary	Southeast	PK-05	0	D	Met
Craven County Board of Education	250360	Oaks Road Academy	Southeast	PK-05	0	D	Not Met
Craven County Board of Education	250372	West Craven High	Southeast	09-12	0	D	Not Met
Craven County Board of Education	250376	West Craven Middle	Southeast	06-08	0	D	Not Met

Craven County Board of Education	250379	Craven Virtual Academy	Southeast	04-12	0	F	Not Met
Craven County Board of Education	250380	Arthur W Edwards Elementary	Southeast	0K-05	0	D	Not Met
Cumberland County Schools	260320	Brentwood Elementary	Sandhills	PK-05	0	D	Met
Cumberland County Schools	260321	Douglas Byrd Middle	Sandhills	06-08	0	F	Not Met
Cumberland County Schools	260326	Elizabeth M Cashwell Elementary	Sandhills	PK-05	0	D	Not Met
Cumberland County Schools	260338	Cliffdale Elementary	Sandhills	PK-05	0	D	Met
Cumberland County Schools	260340	College Lakes Elementary	Sandhills	0K-05	0	D	Met
Cumberland County Schools	260344	J W Coon Elementary	Sandhills	PK-05	0	D	Not Met
Cumberland County Schools	260348	Cumberland Mills Elementary	Sandhills	PK-05	0	D	Met
Cumberland County Schools	260352	Cumberland Road Elementary	Sandhills	PK-05	0	D	Met
Cumberland County Schools	260358	Luther Nick Jeralds Middle	Sandhills	06-08	0	D	Met
Cumberland County Schools	260361	Ferguson-Easley Elementary	Sandhills	PK-05	0	D	Met
Cumberland County Schools	260365	R Max Abbott Middle	Sandhills	06-08	0	D	Not Met
Cumberland County Schools	260367	Bill Hefner Elementary	Sandhills	PK-05	0	D	Met
Cumberland County Schools	260370	Ed V Baldwin Elementary	Sandhills	PK-05	0	D	Met
Cumberland County Schools	260382	Lucile Souders Elementary	Sandhills	PK-05	0	D	Not Met
Cumberland County Schools	260383	Mac Williams Middle	Sandhills	06-08	0	D	Not Met
Cumberland County Schools	260386	Margaret Willis Elementary	Sandhills	PK-05	0	D	Met
Cumberland County Schools	260400	Montclair Elementary	Sandhills	PK-05	0	D	Not Met

Cumberland County Schools	260401	Morganton Road Elementary	Sandhills	0K-05	0	D	Met
Cumberland County Schools	260402	Manchester Elementary	Sandhills	0K-05	0	D	Met
Cumberland County Schools	260405	Walker-Spivey Elementary	Sandhills	0K-05	0	D	Met
Cumberland County Schools	260407	Lake Rim Elementary	Sandhills	PK-05	0	D	Met
Cumberland County Schools	260414	Benjamin J Martin Elementary	Sandhills	PK-05	0	D	Not Met
Cumberland County Schools	260428	Spring Lake Middle	Sandhills	06-08	0	D	Met
Cumberland County Schools	260450	Warrenwood Elementary	Sandhills	PK-05	0	D	Met
Cumberland County Schools	260452	Westarea Elementary	Sandhills	PK-05	0	D	Met
Cumberland County Schools	260459	William T Brown Elementary	Sandhills	PK-05	0	D	Not Met
Cumberland County Schools	260461	Cumberland Virtual Academy K-5	Sandhills	0K-05	0	D	Met
Dare County Schools	280312	Manteo Elementary School	Northeast	PK-05	0	D	Not Met
Davidson County Schools	290312	Churchland Elementary	Piedmont-Triad	PK-05	0	D	Met
Davidson County Schools	290322	E Lawson Brown Middle	Piedmont-Triad	06-08	0	D	Not Met
Davidson County Schools	290364	Silver Valley Elementary	Piedmont-Triad	PK-05	0	D	Not Met
Davidson County Schools	290375	Tyro Elementary	Piedmont-Triad	PK-05	0	D	Met
Lexington City Schools	291308	Charles England Elementary School	Piedmont-Triad	01-05	0	D	Not Met

Lexington City Schools	291340	Pickett Elementary School	Piedmont-Triad	01-05	0	D	Met
Thomasville City Schools	292318	Thomasville Primary	Piedmont-Triad	PK-03	0	D	Not Met
Thomasville City Schools	292320	Thomasville Middle	Piedmont-Triad	06-08	0	F	Not Met
Thomasville City Schools	292324	Thomasville High	Piedmont-Triad	09-12	0	D	Not Met
Davie County Schools	300310	Cornatzer Elementary	Piedmont-Triad	PK-05	0	D	Not Met
Duplin County Schools	310308	Beulaville Elementary	Southeast	PK-08	0	D	Not Met
Duplin County Schools	310330	Chinquapin Elementary	Southeast	PK-08	0	D	Not Met
Duplin County Schools	310336	Warsaw Elementary	Southeast	PK-08	0	F	Not Met
Duplin County Schools	310352	James Kenan High	Southeast	09-12	0	D	Met
Duplin County Schools	310356	Kenansville Elementary	Southeast	0K-08	0	D	Met
Duplin County Schools	310388	Wallace Elementary	Southeast	PK-08	0	F	Not Met
Duplin County Schools	310392	Wallace-Rose Hill High	Southeast	09-12	0	D	Not Met
Durham Public Schools	320304	Bethesda Elementary	North Central	PK-05	0	D	Met
Durham Public Schools	320319	Creekside Elementary	North Central	PK-05	0	D	Met
Durham Public Schools	320324	Hillandale Elementary	North Central	PK-05	0	D	Met
Durham Public Schools	320325	Hillside High	North Central	09-12	0	D	Met
Durham Public Schools	320339	Lakewood Elementary	North Central	PK-05	0	D	Met

Durham Public Schools	320344	Fayetteville Street Elementary	North Central	PK-05	0	D	Met
Durham Public Schools	320346	Lowe's Grove Middle	North Central	06-08	0	F	Met
Durham Public Schools	320351	Murray-Massenburg Elementary	North Central	PK-05	0	D	Not Met
Durham Public Schools	320355	Neal Middle	North Central	06-08	0	D	Met
Durham Public Schools	320356	Northern High	North Central	09-12	0	D	Not Met
Durham Public Schools	320362	Parkwood Elementary	North Central	PK-05	0	D	Not Met
Durham Public Schools	320367	R N Harris Elementary	North Central	PK-05	0	D	Met
Durham Public Schools	320368	Southern School of Energy and Sustainability	North Central	09-12	0	D	Met
Durham Public Schools	320369	Sandy Ridge Elementary	North Central	PK-05	0	D	Not Met
Durham Public Schools	320388	W G Pearson Elementary	North Central	PK-05	0	D	Met
Durham Public Schools	320400	Y E Smith Elementary	North Central	PK-05	0	F	Met
Durham Public Schools	320401	Ignite Online Academy	North Central	0K-12	0	D	Met
Edgecombe County Public Schools	330312	Coker-Wimberly Elementary	North Central	PK-05	0	D	Met
Edgecombe County Public Schools	330328	North Edgecombe High	North Central	09-12	0	D	Met
Edgecombe County Public Schools	330332	Phillips Middle	North Central	06-08	0	D	Met
Edgecombe County Public Schools	330334	Princeville Elementary	North Central	PK-05	0	D	Met
Edgecombe County Public Schools	330340	South Edgecombe Middle	North Central	06-08	0	D	Met
Edgecombe County Public Schools	330344	W A Pattillo Middle	North Central	06-08	0	D	Met

Edgecombe County Public Schools	330350	SouthWest Edgecombe High	North Central	09-12	0	D	Not Met
Edgecombe County Public Schools	330354	Stocks Elementary	North Central	PK-05	0	D	Met
Edgecombe County Public Schools	330358	Tarboro High	North Central	09-12	0	D	Not Met
Edgecombe County Public Schools	330374	D S Johnson Elementary	North Central	03-05	0	F	Not Met
Edgecombe County Public Schools	330376	Baskerville Elementary	North Central	0K-05	0	F	Met
Edgecombe County Public Schools	330378	J W Parker Middle	North Central	06-08	0	F	Not Met
Winston Salem / Forsyth County Schools	340308	Ashley Academy	Piedmont-Triad	PK-05	0	D	Met
Winston Salem / Forsyth County Schools	340314	Bolton Elementary	Piedmont-Triad	PK-05	0	D	Met
Winston Salem / Forsyth County Schools	340330	Carver High	Piedmont-Triad	09-12	0	D	Met
Winston Salem / Forsyth County Schools	340351	Cook Literacy Model School	Piedmont-Triad	PK-05	0	D	Met
Winston Salem / Forsyth County Schools	340366	East Forsyth Middle School	Piedmont-Triad	06-08	0	F	Not Met
Winston Salem / Forsyth County Schools	340368	Easton Elementary School	Piedmont-Triad	PK-05	0	F	Met
Winston Salem / Forsyth County Schools	340372	Flat Rock Middle	Piedmont-Triad	06-08	0	F	Not Met
Winston Salem / Forsyth County Schools	340380	Gibson Elementary	Piedmont-Triad	PK-05	0	F	Not Met
Winston Salem / Forsyth County Schools	340382	Robert B Glenn High School	Piedmont-Triad	09-12	0	D	Not Met

Winston Salem / Forsyth County Schools	340384	Griffith Elementary	Piedmont-Triad	PK-05	0	D	Met
Winston Salem / Forsyth County Schools	340390	Hall-Woodward Elementary	Piedmont-Triad	PK-05	0	D	Met
Winston Salem / Forsyth County Schools	340392	Hanes Magnet School	Piedmont-Triad	06-08	0	D	Not Met
Winston Salem / Forsyth County Schools	340398	Virtual Academy	Piedmont-Triad	03-08	0	F	Not Met
Winston Salem / Forsyth County Schools	340400	Ibraham Elementary	Piedmont-Triad	PK-05	0	F	Not Met
Winston Salem / Forsyth County Schools	340424	Kimberley Park Elementary	Piedmont-Triad	PK-05	0	D	Met
Winston Salem / Forsyth County Schools	340448	Mineral Springs Elementary	Piedmont-Triad	PK-05	0	D	Not Met
Winston Salem / Forsyth County Schools	340452	Mineral Springs Middle	Piedmont-Triad	06-08	0	F	Not Met
Winston Salem / Forsyth County Schools	340460	North Forsyth Magnet High	Piedmont-Triad	09-12	0	D	Met
Winston Salem / Forsyth County Schools	340462	North Hills Elementary	Piedmont-Triad	PK-05	0	F	Met
Winston Salem / Forsyth County Schools	340464	Northwest Middle	Piedmont-Triad	06-08	0	F	Not Met
Winston Salem / Forsyth County Schools	340476	Old Town Elementary	Piedmont-Triad	PK-05	0	D	Met
Winston Salem / Forsyth County Schools	340480	Paisley Magnet School	Piedmont-Triad	06-10	0	F	Not Met

Winston Salem / Forsyth County Schools	340490	Petree Elementary	Piedmont-Triad	PK-05	0	F	Not Met
Winston Salem / Forsyth County Schools	340492	Konnoak Middle School	Piedmont-Triad	06-08	0	F	Not Met
Winston Salem / Forsyth County Schools	340504	Rural Hall Elementary	Piedmont-Triad	PK-05	0	D	Met
Winston Salem / Forsyth County Schools	340516	Southeast Middle	Piedmont-Triad	06-08	0	F	Not Met
Winston Salem / Forsyth County Schools	340520	South Fork Elementary	Piedmont-Triad	PK-05	0	D	Met
Winston Salem / Forsyth County Schools	340540	Walkertown Elementary	Piedmont-Triad	PK-05	0	D	Not Met
Winston Salem / Forsyth County Schools	340542	Walkertown High	Piedmont-Triad	09-12	0	D	Not Met
Winston Salem / Forsyth County Schools	340564	Wiley Magnet Middle	Piedmont-Triad	06-08	0	D	Not Met
Winston Salem / Forsyth County Schools	340568	Winston-Salem Preparatory Acad	Piedmont-Triad	06-12	0	F	Met
Franklin County Schools	350310	Bunn Middle	North Central	06-08	0	D	Met
Franklin County Schools	350318	Franklinton Elementary	North Central	PK-05	0	D	Met
Franklin County Schools	350332	Louisburg Elementary	North Central	PK-05	0	D	Met
Franklin County Schools	350338	Terrell Lane Middle	North Central	06-08	0	D	Met
Gaston County Schools	360332	Bessemer City Central Elem	Southwest	03-05	2	F	Not Met
Gaston County Schools	360336	Bessemer City High	Southwest	09-12	2	D	Not Met

Gaston County Schools	360340	Brookside Elementary	Southwest	PK-05	2	D	Not Met
Gaston County Schools	360344	Carr Elementary	Southwest	PK-05	2	D	Not Met
Gaston County Schools	360400	Gardner Park Elementary	Southwest	PK-05	2	D	Met
Gaston County Schools	360426	Holbrook Middle	Southwest	06-08	2	D	Not Met
Gaston County Schools	360428	Hunter Huss High	Southwest	09-12	2	D	Not Met
Gaston County Schools	360436	Bessemer City Middle	Southwest	06-08	2	D	Met
Gaston County Schools	360438	Lingerfeldt Elementary	Southwest	PK-05	2	F	Not Met
Gaston County Schools	360480	Pleasant Ridge Elementary	Southwest	PK-05	2	D	Not Met
Gaston County Schools	360490	Sherwood Elementary	Southwest	PK-05	2	F	Not Met
Gaston County Schools	360498	Southwest Middle	Southwest	06-08	2	D	Met
Gaston County Schools	360504	Tryon Elementary	Southwest	PK-05	2	D	Met
Gaston County Schools	360514	W C Friday Middle School	Southwest	06-08	2	D	Not Met
Gaston County Schools	360520	Woodhill Elementary	Southwest	PK-05	2	F	Not Met
Gates County Schools	370316	Gatesville Elementary	Northeast	PK-05	0	D	Not Met
Graham County Schools	380306	Robbinsville Elementary	Western	PK-05	0	D	Not Met
Graham County Schools	380310	Robbinsville Middle	Western	06-08	0	F	Not Met
Granville County Schools	390320	G. C. Hawley Middle	North Central	06-08	0	D	Met
Granville County Schools	390321	Granville Academy	North Central	0K-12	0	D	Not Met
Granville County Schools	390333	Mount Energy Elementary	North Central	0K-05	0	D	Met

Granville County Schools	390334	Northern Granville Middle	North Central	06-08	0	D	Met
Granville County Schools	390364	West Oxford Elementary	North Central	PK-05	0	D	Not Met
Greene County Schools	400308	Greene Central High	Southeast	09-12	0	D	Not Met
Greene County Schools	400312	Greene County Middle	Southeast	06-08	0	F	Not Met
Greene County Schools	400318	Greene County Intermediate	Southeast	04-05	0	D	Not Met
Greene County Schools	400332	West Greene Elementary	Southeast	02-03	0	F	Not Met
Guilford County Schools	410302	Guilford eLearning University Prep	Piedmont-Triad	0K-08	0	D	Not Met
Guilford County Schools	410311	Allen Jay Middle - A Preparatory Academy	Piedmont-Triad	05-08	0	D	Not Met
Guilford County Schools	410316	Allen Middle	Piedmont-Triad	06-08	0	D	Met
Guilford County Schools	410328	Bessemer Elementary	Piedmont-Triad	PK-05	0	F	Met
Guilford County Schools	410334	Brightwood Elementary	Piedmont-Triad	PK-05	0	D	Met
Guilford County Schools	410355	James B Dudley High	Piedmont-Triad	09-12	0	D	Not Met
Guilford County Schools	410364	Fairview Elementary	Piedmont-Triad	PK-05	0	D	Met
Guilford County Schools	410366	Waldo C Falkener Sr Elementary	Piedmont-Triad	PK-05	0	F	Met
Guilford County Schools	410373	Julius I Foust Elementary	Piedmont-Triad	PK-05	0	D	Not Met

Guilford County Schools	410376	Cyrus P Frazier Elementary	Piedmont-Triad	PK-05	0	D	Met
Guilford County Schools	410382	Gibsonville Elementary	Piedmont-Triad	PK-05	0	D	Met
Guilford County Schools	410385	Gillespie Park Elementary	Piedmont-Triad	PK-05	0	F	Met
Guilford County Schools	410391	Penn-Griffin Schools	Piedmont-Triad	06-12	0	D	Not Met
Guilford County Schools	410397	Western Guilford Middle	Piedmont-Triad	06-08	0	D	Met
Guilford County Schools	410400	Guilford Elementary	Piedmont-Triad	PK-05	0	D	Not Met
Guilford County Schools	410409	Hunter Elementary	Piedmont-Triad	PK-05	0	D	Not Met
Guilford County Schools	410415	Jackson Middle	Piedmont-Triad	06-08	0	D	Met
Guilford County Schools	410421	Jamestown Middle	Piedmont-Triad	06-08	0	D	Not Met
Guilford County Schools	410439	Kirkman Park Elementary	Piedmont-Triad	PK-05	0	D	Met
Guilford County Schools	410454	Madison Elementary	Piedmont-Triad	0K-05	0	D	Met
Guilford County Schools	410460	Eastern Guilford Middle	Piedmont-Triad	06-08	0	D	Met
Guilford County Schools	410461	McLeansville Elementary	Piedmont-Triad	PK-05	0	D	Met

Guilford County Schools	410462	Ronald E. McNair Elementary	Piedmont-Triad	PK-05	0	D	Met
Guilford County Schools	410463	Mendenhall Middle	Piedmont-Triad	06-08	0	D	Not Met
Guilford County Schools	410484	Northeast Guilford High	Piedmont-Triad	09-12	0	D	Not Met
Guilford County Schools	410487	Northeast Guilford Middle	Piedmont-Triad	06-08	0	D	Met
Guilford County Schools	410499	Oak Hill Elementary	Piedmont-Triad	PK-05	0	D	Met
Guilford County Schools	410505	Oak View Elementary	Piedmont-Triad	PK-05	0	D	Met
Guilford County Schools	410511	Parkview Village Elementary	Piedmont-Triad	PK-05	0	F	Met
Guilford County Schools	410514	Clara J Peck Elementary	Piedmont-Triad	PK-06	0	D	Met
Guilford County Schools	410532	Rankin Elementary	Piedmont-Triad	PK-05	0	D	Not Met
Guilford County Schools	410538	Sedgefield Elementary	Piedmont-Triad	PK-05	0	D	Met
Guilford County Schools	410542	George C Simkins Jr Elementary	Piedmont-Triad	PK-05	0	D	Met
Guilford County Schools	410544	Ben L. Smith High School	Piedmont-Triad	09-12	0	D	Not Met
Guilford County Schools	410550	Southeast Guilford Middle	Piedmont-Triad	06-08	0	D	Not Met

Guilford County Schools	410565	Southwest Guilford Middle	Piedmont-Triad	06-08	0	D	Not Met
Guilford County Schools	410577	Sumner Elementary	Piedmont-Triad	0K-05	0	D	Met
Guilford County Schools	410583	Vandalia Elementary	Piedmont-Triad	PK-05	0	D	Met
Guilford County Schools	410586	Washington Elementary	Piedmont-Triad	0K-05	0	D	Met
Guilford County Schools	410592	Welborn Middle	Piedmont-Triad	06-08	0	D	Not Met
Halifax County Schools	420316	Scotland Neck Elementary Leadership Acad	Northeast	PK-05	0	D	Met
Halifax County Schools	420324	Enfield Middle S.T.E.A.M. Academy	Northeast	06-08	0	D	Met
Halifax County Schools	420328	Everetts Elementary S.T.E.M. Academy	Northeast	PK-05	0	F	Met
Halifax County Schools	420336	Hollister Elementary Leadership Academy	Northeast	PK-05	0	F	Met
Halifax County Schools	420346	Northwest Halifax Collegiate and Technic	Northeast	09-12	0	D	Met
Halifax County Schools	420348	Pittman Elementary Leadership Academy	Northeast	PK-05	0	D	Met
Halifax County Schools	420358	Southeast Halifax Collegiate Prep Academ	Northeast	09-12	0	D	Met
Halifax County Schools	420376	William R Davie Middle S.T.E.M. Academy	Northeast	06-08	0	F	Not Met
Roanoke Rapids City Schools	421316	Roanoke Rapids High School	Northeast	09-12	0	D	Not Met

Weldon City Schools	422314	Weldon Elementary Global Academy	Northeast	PK-05	0	F	Not Met
Weldon City Schools	422315	Weldon STEM High School Career Academies	Northeast	09-12	0	D	Met
Harnett County Schools	430308	Angier Elementary	North Central	PK-05	0	D	Not Met
Harnett County Schools	430316	Boone Trail Elementary	North Central	PK-05	0	D	Not Met
Harnett County Schools	430320	Buies Creek Elementary	North Central	0K-05	0	D	Met
Harnett County Schools	430328	Coats Elementary	North Central	PK-05	0	D	Not Met
Harnett County Schools	430330	Coats-Erwin Middle	North Central	06-08	0	D	Met
Harnett County Schools	430336	Erwin Elementary	North Central	PK-05	0	F	Not Met
Harnett County Schools	430344	Dunn Elementary	North Central	PK-05	0	D	Not Met
Harnett County Schools	430347	Harnett Central Middle	North Central	06-08	0	D	Not Met
Harnett County Schools	430351	Highland Middle	North Central	06-08	0	D	Met
Harnett County Schools	430358	Lillington-Shawtown Elementary	North Central	PK-05	0	D	Met
Harnett County Schools	430385	Harnett Virtual Academy	North Central	0K-12	0	F	Not Met
Harnett County Schools	430386	Western Harnett Middle	North Central	06-08	0	D	Met
Haywood County Schools	440328	Clyde Elementary	Western	PK-05	11	D	Not Met
Haywood County Schools	440364	Meadowbrook Elementary	Western	PK-05	11	D	Not Met
Haywood County Schools	440396	Waynesville Middle	Western	06-08	11	D	Not Met
Henderson County Schools	450308	Dana Elementary	Western	PK-05	7	F	Not Met

Henderson County Schools	450322	Edneyville Elementary	Western	PK-05	7	D	Not Met
Henderson County Schools	450328	Flat Rock Middle	Western	06-08	7	D	Not Met
Henderson County Schools	450336	Hillandale Elementary	Western	PK-05	7	D	Met
Henderson County Schools	450346	Upward Elementary	Western	PK-05	7	D	Met
Hertford County Schools	460308	Ahoskie Elementary	Northeast	04-05	0	D	Met
Hertford County Schools	460312	Bearfield Primary	Northeast	PK-03	0	D	Met
Hertford County Schools	460318	Hertford County Middle	Northeast	06-08	0	F	Not Met
Hertford County Schools	460320	Hertford County High	Northeast	09-12	0	D	Not Met
Hertford County Schools	460332	Riverview Elementary	Northeast	PK-05	0	D	Met
Hoke County Schools	470320	West Hoke Middle	Sandhills	06-08	0	D	Not Met
Hoke County Schools	470328	Scurlock Elementary	Sandhills	PK-05	0	D	Not Met
Hoke County Schools	470332	East Hoke Middle	Sandhills	06-08	0	D	Not Met
Hoke County Schools	470336	West Hoke Elementary	Sandhills	PK-05	0	D	Not Met
Hoke County Schools	470442	Sandy Grove Middle	Sandhills	06-08	0	D	Not Met
Hyde County Schools	480306	Mattamuskeet School	Northeast	PK-12	0	D	Not Met
Iredell-Statesville Schools	490319	Cloverleaf Elementary	Southwest	PK-05	0	D	Not Met
Iredell-Statesville Schools	490326	East Iredell Elementary	Southwest	PK-05	0	D	Met
Iredell-Statesville Schools	490327	East Iredell Middle	Southwest	06-08	0	F	Not Met
Iredell-Statesville Schools	490345	N B Mills Elementary	Southwest	PK-05	0	F	Not Met

Iredell-Statesville Schools	490349	North Iredell Middle	Southwest	06-08	0	D	Not Met
Iredell-Statesville Schools	490352	Third Creek Middle	Southwest	06-08	0	F	Not Met
Iredell-Statesville Schools	490354	Statesville High	Southwest	09-12	0	D	Met
Iredell-Statesville Schools	490363	Third Creek Elementary	Southwest	PK-05	0	D	Not Met
Iredell-Statesville Schools	490366	Troutman Middle	Southwest	06-08	0	F	Not Met
Iredell-Statesville Schools	490384	West Iredell Middle	Southwest	06-08	0	D	Met
Jackson County Public Schools	500302	Blue Ridge Early College	Western	07-13	4	D	Not Met
Jackson County Public Schools	500304	Cullowhee Valley School	Western	PK-08	4	D	Not Met
Jackson County Public Schools	500332	Scotts Creek School	Western	PK-08	4	D	Met
Jackson County Public Schools	500337	Smokey Mountain Elementary	Western	PK-08	4	D	Not Met
Johnston County Public Schools	510390	Selma Middle School	North Central	06-08	0	D	Met
Johnston County Public Schools	510397	Smithfield Middle	North Central	06-08	0	F	Not Met
Johnston County Public Schools	510404	South Smithfield Elementary	North Central	PK-05	0	D	Met
Lee County Schools	530308	Broadway Elementary	North Central	PK-05	0	D	Met
Lee County Schools	530314	East Lee Middle	North Central	06-08	0	F	Not Met
Lee County Schools	530336	Lee County High	North Central	09-12	0	D	Not Met
Lee County Schools	530343	Southern Lee High School	North Central	09-12	0	D	Not Met
Lee County Schools	530360	WB Wicker Elementary	North Central	0K-05	0	D	Met
Lenoir County Public Schools	540308	Contentnea-Savannah School	Southeast	PK-08	0	D	Met

Lenoir County Public Schools	540312	E B Frink Middle	Southeast	06-08	0	D	Met
Lenoir County Public Schools	540315	Kinston High	Southeast	09-12	0	D	Not Met
Lenoir County Public Schools	540316	La Grange Elementary	Southeast	PK-05	0	D	Not Met
Lenoir County Public Schools	540325	Northeast Elementary	Southeast	PK-05	0	D	Met
Lenoir County Public Schools	540344	Woodington Middle	Southeast	06-08	0	D	Met
Lincoln County Schools	550316	GE Massey Elementary	Southwest	PK-05	2	D	Not Met
Lincoln County Schools	550334	Lincolnton Middle	Southwest	06-08	2	D	Not Met
Lincoln County Schools	550336	Love Memorial Elementary	Southwest	PK-05	2	D	Met
Macon County Schools	560316	East Franklin Elementary	Western	0K-04	3	D	Met
Macon County Schools	560331	Mountain View Intermediate	Western	05-06	3	D	Not Met
Martin County Schools	580312	E J Hayes Elementary	Northeast	03-05	0	D	Not Met
Martin County Schools	580316	South Creek Elementary	Northeast	PK-05	0	D	Not Met
Martin County Schools	580337	South Creek Middle	Northeast	06-08	0	D	Met
Martin County Schools	580372	Riverside Middle	Northeast	06-08	0	D	Not Met
McDowell County Schools	590310	East McDowell Middle School	Northwest	06-08	9	D	Met
McDowell County Schools	590316	Glenwood Elementary School	Northwest	PK-05	9	D	Not Met
McDowell County Schools	590330	McDowell High School	Northwest	09-12	9	D	Not Met
McDowell County Schools	590336	North Cove Elementary School	Northwest	PK-05	9	D	Met
McDowell County Schools	590352	West Marion Elementary School	Northwest	PK-05	9	D	Not Met

Charlotte-Mecklenburg Schools	600305	J. M. Alexander Middle	Southwest	06-08	0	F	Not Met
Charlotte-Mecklenburg Schools	600341	Cochrane Collegiate Academy	Southwest	06-12	0	F	Not Met
Charlotte-Mecklenburg Schools	600362	David Cox Road Elementary	Southwest	PK-05	0	D	Not Met
Charlotte-Mecklenburg Schools	600368	First Ward Creative Arts Academy	Southwest	0K-05	0	D	Not Met
Charlotte-Mecklenburg Schools	600397	Garinger High School	Southwest	09-12	0	D	Not Met
Charlotte-Mecklenburg Schools	600405	Harding University High School	Southwest	09-12	0	D	Not Met
Charlotte-Mecklenburg Schools	600408	Lawrence Orr Elementary	Southwest	PK-05	0	D	Met
Charlotte-Mecklenburg Schools	600412	Hidden Valley Elementary	Southwest	PK-05	0	F	Not Met
Charlotte-Mecklenburg Schools	600416	Hornets Nest Elementary	Southwest	PK-05	0	D	Met
Charlotte-Mecklenburg Schools	600422	Huntingtowne Farms Elementary	Southwest	PK-05	0	D	Not Met
Charlotte-Mecklenburg Schools	600425	Grove Park Elementary School	Southwest	PK-05	0	D	Met
Charlotte-Mecklenburg Schools	600428	James Martin Middle	Southwest	06-08	0	D	Met
Charlotte-Mecklenburg Schools	600453	Merry Oaks International Academy	Southwest	PK-05	0	D	Met
Charlotte-Mecklenburg Schools	600457	Rocky River High School	Southwest	09-12	0	D	Not Met
Charlotte-Mecklenburg Schools	600463	River Oaks Academy	Southwest	PK-05	0	D	Not Met
Charlotte-Mecklenburg Schools	600471	Nations Ford Elementary	Southwest	PK-05	0	D	Not Met
Charlotte-Mecklenburg Schools	600474	Newell Elementary	Southwest	0K-05	0	D	Met
Charlotte-Mecklenburg Schools	600478	J. H. Gunn Elementary	Southwest	0K-05	0	D	Met
Charlotte-Mecklenburg Schools	600479	Northeast Middle	Southwest	06-08	0	D	Met

Charlotte-Mecklenburg Schools	600483	South Pine Academy	Southwest	PK-05	0	F	Not Met
Charlotte-Mecklenburg Schools	600485	Oakdale Elementary	Southwest	PK-05	0	D	Not Met
Charlotte-Mecklenburg Schools	600489	Bruns Avenue Elementary	Southwest	PK-05	0	D	Met
Charlotte-Mecklenburg Schools	600509	Quail Hollow Middle	Southwest	06-08	0	D	Met
Charlotte-Mecklenburg Schools	600514	Ranson Middle	Southwest	06-08	0	F	Not Met
Charlotte-Mecklenburg Schools	600518	Ridge Road Middle	Southwest	06-08	0	D	Not Met
Charlotte-Mecklenburg Schools	600521	Stoney Creek Elementary	Southwest	0K-05	0	D	Met
Charlotte-Mecklenburg Schools	600538	Southwest Middle School	Southwest	06-08	0	D	Met
Charlotte-Mecklenburg Schools	600566	University Meadows Elementary	Southwest	PK-05	0	D	Met
Charlotte-Mecklenburg Schools	600579	West Mecklenburg High School	Southwest	09-12	0	D	Not Met
Charlotte-Mecklenburg Schools	600592	Julius L. Chambers High School	Southwest	09-12	0	D	Met
Charlotte-Mecklenburg Schools	600596	Esperanza Global Academy	Southwest	PK-05	0	D	Met
Charlotte-Mecklenburg Schools	600597	Elbert Edwin Waddell High School	Southwest	09-12	0	F	Met
Mitchell County Schools	610333	Mitchell Elementary School	Northwest	03-05	30	D	Not Met
Mitchell County Schools	610335	Mitchell Middle School	Northwest	06-08	30	D	Not Met
Montgomery County Schools	620312	Candor Elementary	Sandhills	PK-05	0	D	Met
Montgomery County Schools	620314	East Middle	Sandhills	06-08	0	D	Met
Montgomery County Schools	620318	Green Ridge Elementary	Sandhills	PK-05	0	D	Met
Montgomery County Schools	620324	Mount Gilead Elementary	Sandhills	PK-05	0	F	Met

Montgomery County Schools	620330	Page Street Elementary	Sandhills	03-05	0	D	Met
Montgomery County Schools	620339	West Middle	Sandhills	06-08	0	D	Not Met
Moore County Schools	630308	Aberdeen Elementary	Sandhills	PK-05	0	D	Met
Moore County Schools	630317	Crain's Creek Middle	Sandhills	06-08	0	D	Not Met
Moore County Schools	630320	Elise Middle	Sandhills	06-08	0	D	Met
Nash County Public Schools	640329	G R Edwards Elementary	North Central	0K-05	0	F	Met
Nash County Public Schools	640341	Nash Everywhere Digital Academy (NEDA)	North Central	PK-12	0	D	Met
Nash County Public Schools	640358	Red Oak Middle	North Central	06-08	0	D	Not Met
Nash County Public Schools	640376	Spring Hope Elementary	North Central	PK-05	0	D	Not Met
Nash County Public Schools	640400	Winstead Avenue Elementary	North Central	0K-05	0	D	Not Met
New Hanover County Schools	650312	R Freeman Sch of Engineering	Southeast	0K-05	0	F	Not Met
New Hanover County Schools	650316	College Park Elementary	Southeast	0K-05	0	D	Not Met
New Hanover County Schools	650324	Edwin A Alderman Elementary	Southeast	0K-05	0	D	Met
New Hanover County Schools	650328	Forest Hills Global Elementary	Southeast	0K-05	0	D	Met
New Hanover County Schools	650341	John J Blair Elementary	Southeast	PK-05	0	D	Not Met
New Hanover County Schools	650355	Career Readiness Academy at Mosley PLC	Southeast	PK-12	0	D	Met
New Hanover County Schools	650368	Sunset Park Elementary	Southeast	0K-05	0	D	Met
New Hanover County Schools	650384	A H Snipes Academy of Arts/Des	Southeast	0K-05	0	D	Met
New Hanover County Schools	650392	Williston Middle	Southeast	06-08	0	F	Not Met

New Hanover County Schools	650404	Wrightsboro Elementary	Southeast	PK-05	0	D	Met
Northampton County Schools	660306	Central Elementary	Northeast	PK-03	0	D	Met
Northampton County Schools	660308	Conway Middle	Northeast	04-08	0	D	Met
Northampton County Schools	660320	Gaston STEM Leadership Academy	Northeast	PK-08	0	D	Met
Northampton County Schools	660336	Northampton County High School	Northeast	09-12	0	D	Not Met
Onslow County Schools	670321	Hunters Creek Elementary	Southeast	PK-05	0	D	Not Met
Onslow County Schools	670323	Jacksonville Commons Elem	Southeast	0K-05	0	D	Met
Onslow County Schools	670332	Northwoods Elementary	Southeast	0K-05	0	D	Met
Onslow County Schools	670337	Heritage Elementary School	Southeast	0K-05	0	D	Not Met
Onslow County Schools	670379	Onslow Virtual School	Southeast	01-12	0	D	Not Met
Orange County Schools	680312	Central Elementary	North Central	PK-05	0	D	Met
Elizabeth City-Pasquotank Public Schools	700320	P W Moore Elementary	Northeast	0K-05	0	D	Not Met
Elizabeth City-Pasquotank Public Schools	700322	River Road Middle	Northeast	06-08	0	D	Met
Elizabeth City-Pasquotank Public Schools	700324	Sheep-Harney Elementary	Northeast	PK-05	0	D	Not Met
Pender County Schools	710312	C.F. Pope Elementary	Southeast	PK-05	0	D	Met
Pender County Schools	710326	Pender High	Southeast	09-12	0	D	Not Met
Pender County Schools	710328	Penderlea Elementary	Southeast	0K-08	0	D	Met

Person County Schools	730344	Northern Middle	North Central	06-08	0	D	Not Met
Person County Schools	730352	Person High	North Central	09-12	0	D	Not Met
Pitt County Schools	740308	Ayden Middle	Northeast	06-08	0	D	Met
Pitt County Schools	740324	C M Eppes Middle	Northeast	06-08	0	D	Met
Pitt County Schools	740334	Falkland Elementary	Northeast	PK-05	0	D	Met
Pitt County Schools	740337	E B Aycock Middle	Northeast	06-08	0	D	Not Met
Pitt County Schools	740352	Grifton	Northeast	PK-08	0	D	Met
Pitt County Schools	740376	Pactolus	Northeast	PK-08	0	D	Met
Pitt County Schools	740386	Sam D Bundy Elementary	Northeast	03-05	0	D	Met
Randolph County School System	760308	Trinity Middle School	Piedmont-Triad	06-08	0	D	Met
Randolph County School System	760316	Coleridge Elementary School	Piedmont-Triad	0K-05	0	D	Met
Randolph County School System	760318	Eastern Randolph High School	Piedmont-Triad	09-12	0	D	Not Met
Randolph County School System	760320	Farmer Elementary School	Piedmont-Triad	0K-05	0	D	Met
Randolph County School System	760332	Liberty Elementary School	Piedmont-Triad	PK-05	0	D	Met
Randolph County School System	760340	Ramseur Elementary School	Piedmont-Triad	PK-05	0	D	Met
Randolph County School System	760344	Randleman Elementary School	Piedmont-Triad	0K-04	0	D	Not Met

Randolph County School System	760352	Randleman Middle School	Piedmont-Triad	05-08	0	D	Not Met
Randolph County School System	760357	Southeastern Randolph Middle School	Piedmont-Triad	06-08	0	D	Met
Randolph County School System	760376	Trinity Elementary School	Piedmont-Triad	0K-05	0	D	Met
Randolph County School System	760378	Wheatmore Middle School	Piedmont-Triad	06-08	0	D	Not Met
Randolph County School System	760382	Uwharrie Ridge Six-Twelve	Piedmont-Triad	06-12	0	D	Not Met
Randolph County School System	760385	The Virtual Academy at Randolph	Piedmont-Triad	0K-08	0	F	Not Met
Asheboro City Schools	761308	South Asheboro Middle	Piedmont-Triad	06-08	0	D	Met
Asheboro City Schools	761312	Balfour Elementary	Piedmont-Triad	PK-05	0	D	Met
Asheboro City Schools	761320	Charles W McCrary Elementary	Piedmont-Triad	0K-05	0	D	Not Met
Asheboro City Schools	761332	Lindley Park Elementary	Piedmont-Triad	0K-05	0	D	Not Met
Asheboro City Schools	761336	North Asheboro Middle	Piedmont-Triad	06-08	0	D	Met
Richmond County Schools	770310	East Rockingham Elementary	Sandhills	0K-05	0	D	Met
Richmond County Schools	770316	Ellerbe Middle	Sandhills	06-08	0	D	Not Met
Richmond County Schools	770340	L J Bell Elementary	Sandhills	PK-05	0	D	Not Met

Richmond County Schools	770346	Monroe Avenue Elementary	Sandhills	PK-05	0	D	Met
Richmond County Schools	770348	Richmond Senior High	Sandhills	10-12	0	D	Not Met
Richmond County Schools	770351	Richmond 9th Grade Academy	Sandhills	09-09	0	F	Not Met
Richmond County Schools	770364	Cordova Middle	Sandhills	06-08	0	D	Met
Richmond County Schools	770368	West Rockingham Elementary	Sandhills	PK-05	0	F	Not Met
Richmond County Schools	770370	Washington Street Elementary	Sandhills	PK-05	0	D	Not Met
Public Schools of Robeson County	780320	Deep Branch Elementary	Sandhills	PK-06	0	D	Not Met
Public Schools of Robeson County	780326	Fairmont Middle	Sandhills	05-08	0	F	Not Met
Public Schools of Robeson County	780328	Fairgrove Elementary School	Sandhills	PK-05	0	D	Met
Public Schools of Robeson County	780330	L Gilbert Carroll	Sandhills	04-05	0	F	Not Met
Public Schools of Robeson County	780336	Littlefield Middle	Sandhills	04-08	0	D	Not Met
Public Schools of Robeson County	780340	Long Branch Elementary	Sandhills	PK-04	0	D	Met
Public Schools of Robeson County	780344	Magnolia Elementary	Sandhills	PK-08	0	D	Met
Public Schools of Robeson County	780352	Orrum Middle	Sandhills	05-08	0	F	Not Met
Public Schools of Robeson County	780364	Pembroke Elementary	Sandhills	PK-05	0	D	Met
Public Schools of Robeson County	780368	Pembroke Middle	Sandhills	06-08	0	F	Not Met
Public Schools of Robeson County	780374	Peterson Elementary	Sandhills	PK-04	0	D	Not Met
Public Schools of Robeson County	780393	Red Springs Middle	Sandhills	05-08	0	F	Not Met
Public Schools of Robeson County	780394	Rosenwald Elementary	Sandhills	PK-04	0	F	Not Met

Public Schools of Robeson County	780398	Rowland Norment Elementary	Sandhills	PK-03	0	D	Met
Public Schools of Robeson County	780400	Saint Pauls Elementary	Sandhills	PK-04	0	F	Not Met
Public Schools of Robeson County	780403	Saint Pauls Middle	Sandhills	05-08	0	F	Not Met
Public Schools of Robeson County	780408	Southside Ashpole Elementary	Sandhills	PK-05	0	D	Met
Public Schools of Robeson County	780410	Townsend Elementary	Sandhills	PK-05	0	F	Met
Public Schools of Robeson County	780417	W H Knuckles	Sandhills	PK-03	0	D	Not Met
Rockingham County Schools	790310	Central Elementary	Piedmont-Triad	PK-05	0	D	Not Met
Rockingham County Schools	790327	Huntsville Elementary	Piedmont-Triad	PK-05	0	D	Not Met
Rockingham County Schools	790330	J E Holmes Middle	Piedmont-Triad	06-08	0	F	Not Met
Rockingham County Schools	790354	John M Morehead High	Piedmont-Triad	09-12	0	D	Not Met
Rockingham County Schools	790358	Moss Street Elementary	Piedmont-Triad	PK-05	0	F	Not Met
Rockingham County Schools	790362	John W Dillard Academy	Piedmont-Triad	PK-05	0	D	Met
Rockingham County Schools	790366	Reidsville High	Piedmont-Triad	PK-12	0	D	Not Met
Rockingham County Schools	790374	Reidsville Middle	Piedmont-Triad	06-08	0	F	Not Met
Rockingham County Schools	790386	South End Elementary	Piedmont-Triad	PK-05	0	D	Met

Rockingham County Schools	790402	Williamsburg Elementary	Piedmont-Triad	PK-05	0	D	Not Met
Rowan-Salisbury Schools	800314	Erwin Middle	Southwest	06-08	0	D	Not Met
Rowan-Salisbury Schools	800315	Overton Elementary	Southwest	0K-05	0	F	Not Met
Rowan-Salisbury Schools	800316	China Grove Elementary	Southwest	PK-05	0	F	Not Met
Rowan-Salisbury Schools	800320	China Grove Middle	Southwest	06-08	0	D	Not Met
Rowan-Salisbury Schools	800328	Corriher Lipe Middle	Southwest	06-08	0	D	Not Met
Rowan-Salisbury Schools	800346	Koontz Elementary	Southwest	PK-05	0	F	Not Met
Rowan-Salisbury Schools	800356	Granite Quarry Elementary	Southwest	PK-05	0	D	Not Met
Rowan-Salisbury Schools	800358	Isenberg Elementary	Southwest	PK-05	0	D	Met
Rowan-Salisbury Schools	800359	Dole Elementary	Southwest	PK-05	0	F	Not Met
Rowan-Salisbury Schools	800360	Hurley Elementary	Southwest	PK-05	0	F	Not Met
Rowan-Salisbury Schools	800362	Knollwood Elementary	Southwest	PK-05	0	F	Not Met
Rowan-Salisbury Schools	800368	Morgan Elementary	Southwest	PK-05	0	D	Met
Rowan-Salisbury Schools	800373	North Rowan Elementary	Southwest	PK-05	0	F	Not Met
Rowan-Salisbury Schools	800376	North Rowan High	Southwest	09-12	0	D	Not Met
Rowan-Salisbury Schools	800398	Southeast Middle	Southwest	06-08	0	F	Not Met
Rowan-Salisbury Schools	800408	West Rowan High	Southwest	09-12	0	D	Not Met
Rowan-Salisbury Schools	800410	West Rowan Middle	Southwest	06-08	0	D	Not Met
Rowan-Salisbury Schools	800500	Summit Virtual Academy	Southwest	0K-12	0	D	Not Met

Rutherford County Schools	810342	East Rutherford Middle School	Western	06-08	0	D	Not Met
Rutherford County Schools	810396	Spindale Elementary School	Western	PK-05	0	D	Not Met
Sampson County Schools	820347	Hobbtton Middle	Sandhills	06-08	0	D	Not Met
Sampson County Schools	820370	Union Middle	Sandhills	06-08	0	D	Met
Sampson County Schools	820372	Roseboro-Salemburg Middle	Sandhills	06-08	0	F	Not Met
Sampson County Schools	820376	Salemburg Elementary	Sandhills	PK-05	0	D	Not Met
Sampson County Schools	820385	Union Intermediate	Sandhills	03-05	0	D	Not Met
Clinton City Schools	821320	Sampson Middle	Sandhills	06-08	0	D	Not Met
Scotland County Schools	830304	Carver Middle	Sandhills	06-08	0	D	Met
Scotland County Schools	830328	Laurel Hill Elementary	Sandhills	PK-05	0	D	Not Met
Scotland County Schools	830349	Spring Hill Middle	Sandhills	06-08	0	D	Not Met
Scotland County Schools	830360	Wagram Elementary	Sandhills	PK-05	0	D	Not Met
Scotland County Schools	830364	Sycamore Lane Elementary	Sandhills	03-05	0	D	Met
Stanly County Schools	840303	Albemarle Middle	Southwest	06-08	0	F	Not Met
Stanly County Schools	840310	Central Elementary	Southwest	0K-05	0	D	Not Met
Stanly County Schools	840316	East Albemarle Elementary	Southwest	0K-05	0	F	Not Met
Stokes County Schools	850312	Germanton Elementary School	Piedmont-Triad	0K-05	0	D	Met
Stokes County Schools	850316	King Elementary School	Piedmont-Triad	PK-05	0	D	Not Met

Stokes County Schools	850350	Southeastern Stokes Middle School	Piedmont-Triad	06-08	0	D	Not Met
Stokes County Schools	850354	London Elementary School	Piedmont-Triad	0K-05	0	D	Not Met
Surry County Schools	860320	Flat Rock Elementary	Piedmont-Triad	PK-05	0	D	Met
Surry County Schools	860330	Meadowview Magnet Middle	Piedmont-Triad	06-08	0	D	Not Met
Swain County Schools	870318	Swain County Middle School	Western	PK-08	5	D	Not Met
Swain County Schools	870320	Swain County East Elementary	Western	0K-05	5	D	Not Met
Transylvania County Schools	880304	Brevard Elementary	Western	PK-05	8	D	Not Met
Transylvania County Schools	880312	Brevard Middle	Western	06-08	8	D	Not Met
Tyrrell County Schools	890306	Columbia Middle	Northeast	06-08	0	D	Met
Tyrrell County Schools	890308	Tyrrell Elementary	Northeast	PK-05	0	D	Not Met
Union County Public Schools	900306	East Elementary	Southwest	PK-05	0	D	Met
Union County Public Schools	900308	East Union Middle	Southwest	06-08	0	D	Not Met
Union County Public Schools	900314	Monroe Middle	Southwest	06-08	0	D	Not Met
Union County Public Schools	900336	Monroe High	Southwest	09-12	0	D	Not Met
Union County Public Schools	900370	Walter Bickett Elementary	Southwest	PK-05	0	D	Not Met
Vance County Schools	910308	Carver Elementary	North Central	PK-05	0	D	Met
Vance County Schools	910311	Clarke Elementary	North Central	PK-05	0	F	Met

Vance County Schools	910314	Dabney Elementary	North Central	PK-05	0	F	Not Met
Vance County Schools	910340	New Hope Elementary	North Central	PK-05	0	D	Met
Vance County Schools	910369	Vance Virtual Village Academy	North Central	06-12	0	D	Not Met
Vance County Schools	910370	Vance County High School	North Central	09-12	0	D	Not Met
Vance County Schools	910376	L B Yancey Elementary	North Central	PK-05	0	D	Met
Vance County Schools	910380	Zeb Vance Elementary	North Central	PK-05	0	F	Not Met
Wake County Schools	920302	River Bend Elementary	North Central	PK-05	0	D	Not Met
Wake County Schools	920320	Aversboro Elementary	North Central	PK-05	0	D	Not Met
Wake County Schools	920326	Baileywick Road Elementary	North Central	PK-05	0	D	Met
Wake County Schools	920336	Brentwood Elementary	North Central	PK-05	0	D	Met
Wake County Schools	920352	Bugg Elementary	North Central	PK-05	0	D	Not Met
Wake County Schools	920360	Carroll Middle	North Central	06-08	0	D	Met
Wake County Schools	920370	Centennial Campus Middle	North Central	06-08	0	D	Not Met
Wake County Schools	920394	Dillard Drive Middle	North Central	06-08	0	D	Not Met
Wake County Schools	920403	East Garner Elementary	North Central	PK-05	0	D	Not Met
Wake County Schools	920404	East Garner Middle	North Central	06-08	0	D	Met
Wake County Schools	920410	Neuse River Middle	North Central	06-08	0	F	Not Met
Wake County Schools	920413	Forestville Road Elementary	North Central	PK-05	0	D	Met
Wake County Schools	920415	Fox Road Elementary	North Central	0K-05	0	D	Met

Wake County Schools	920417	Forest Pines Drive Elementary	North Central	PK-05	0	D	Not Met
Wake County Schools	920446	Hodge Road Elementary	North Central	PK-05	0	D	Met
Wake County Schools	920464	Knightdale Elementary	North Central	PK-05	0	D	Not Met
Wake County Schools	920512	North Garner Middle	North Central	06-08	0	D	Not Met
Wake County Schools	920547	Rogers Lane Elementary	North Central	PK-05	0	D	Met
Wake County Schools	920549	River Bend Middle	North Central	06-08	0	F	Not Met
Wake County Schools	920560	Smith Elementary	North Central	PK-05	0	D	Not Met
Wake County Schools	920562	Southeast Raleigh High	North Central	09-12	0	D	Not Met
Wake County Schools	920563	Southeast Raleigh Elementary	North Central	PK-05	0	D	Met
Wake County Schools	920592	Wake Forest Middle School	North Central	06-08	0	D	Not Met
Wake County Schools	920599	Walnut Creek Elementary	North Central	PK-05	0	D	Not Met
Wake County Schools	920600	Wendell Elementary	North Central	0K-05	0	D	Met
Wake County Schools	920601	Wendell Middle	North Central	06-08	0	D	Not Met
Wake County Schools	920616	Wilburn Elementary	North Central	PK-05	0	D	Not Met
Wake County Schools	920618	Wildwood Forest Elementary	North Central	PK-05	0	D	Not Met
Wake County Schools	920632	Zebulon Elementary	North Central	PK-05	0	D	Not Met
Wake County Schools	920636	Zebulon Middle	North Central	06-08	0	D	Not Met
Warren County Schools	930330	Mariam Boyd Elementary	North Central	PK-05	0	F	Not Met
Warren County Schools	930340	Northside Elementary	North Central	PK-05	0	F	Not Met

Warren County Schools	930352	Warren County High	North Central	09-12	0	D	Not Met
Warren County Schools	930354	Warren County Middle	North Central	06-08	0	F	Not Met
Washington County Schools	940314	Washington County Elementary School	Northeast	PK-05	0	D	Not Met
Washington County Schools	940316	Washington County High	Northeast	06-12	0	D	Not Met
Wayne County Public Schools	960312	Brogden Middle	Southeast	05-08	0	D	Met
Wayne County Public Schools	960314	Brogden Primary	Southeast	PK-04	0	D	Met
Wayne County Public Schools	960318	Carver Heights Elementary	Southeast	03-05	0	F	Not Met
Wayne County Public Schools	960329	Eastern Wayne Elementary	Southeast	PK-05	0	D	Not Met
Wayne County Public Schools	960335	Goldsboro High	Southeast	09-12	0	D	Met
Wayne County Public Schools	960338	Grantham Middle	Southeast	05-08	0	D	Not Met
Wayne County Public Schools	960388	Tommy's Road Elementary	Southeast	PK-05	0	D	Met
Wilkes County Schools	970308	Boomer-Ferguson Elementary School	Northwest	0K-05	2	D	Met
Wilkes County Schools	970312	C C Wright Elementary School	Northwest	PK-05	2	D	Not Met
Wilkes County Schools	970344	Mount Pleasant Elementary School	Northwest	PK-05	2	D	Not Met
Wilkes County Schools	970348	Mountain View Elementary School	Northwest	PK-05	2	D	Not Met
Wilkes County Schools	970360	North Wilkesboro Elementary School	Northwest	PK-05	2	D	Met
Wilkes County Schools	970389	West Wilkes Middle School	Northwest	06-08	2	D	Not Met
Wilson County Schools	980357	Vick Elementary	North Central	0K-05	0	D	Met

Yadkin County Schools	990304	Boonville Elementary	Piedmont-Triad	PK-12	0	D	Not Met
Yadkin County Schools	990325	Starmount Middle	Piedmont-Triad	06-09	0	D	Not Met
Yadkin County Schools	990328	West Yadkin Elementary	Piedmont-Triad	PK-05	0	D	Met
Yadkin County Schools	990336	Yadkinville Elementary	Piedmont-Triad	PK-05	0	D	Met
Yancey County Schools	995312	Burnsville Elementary	Northwest	PK-05	34	D	Not Met
Lab Schools	34Z000	Appalachian Academy at Middle Fork	Piedmont-Triad	0K-05	0	F	Not Met
Lab Schools	41Z000	Aggie Academy	Piedmont-Triad	03-05	0	D	Not Met
Lab Schools	60Z000	Niner University Elementary	Southwest	0K-05	0	D	Met
Lab Schools	65Z000	D.C. Virgo Preparatory Academy	Southeast	0K-08	0	F	Met
Charter Schools	00A000	North Carolina Cyber Academy	Virtual	0K-12	0	D	Not Met
Charter Schools	00B000	NC Virtual Academy	Virtual	0K-12	0	D	Not Met
Charter Schools	01F000	Alamance Community School	Piedmont-Triad	0K-07	0	D	Met
Charter Schools	06B000	Marjorie Williams Academy	Northwest	0K-12	9	D	Met
Charter Schools	11L000	Mountain City Public Montessori	Western	0K-07	15	D	Met
Charter Schools	13B000	Valor Preparatory Academy	Southwest	0K-12	0	F	Not Met
Charter Schools	13C000	A.C.E. Academy	Southwest	0K-08	0	D	Met

Charter Schools	14B000	Oak Hill Charter School	Northwest	0K-08	5	D	Not Met
Charter Schools	25A000	Riverside Leadership Academy	Southeast	0K-07	0	D	Not Met
Charter Schools	26C000	The Capitol Encore Academy	Sandhills	0K-12	0	D	Met
Charter Schools	29A000	Davidson Charter Academy	Piedmont-Triad	0K-08	0	D	Not Met
Charter Schools	32C000	Community School of Digital & Visual Art	North Central	0K-08	0	D	Met
Charter Schools	32D000	Kestrel Heights School	North Central	0K-08	0	D	Met
Charter Schools	32H000	Research Triangle Charter	North Central	0K-08	0	D	Not Met
Charter Schools	32R000	Excelsior Classical Academy	North Central	0K-12	0	D	Not Met
Charter Schools	34B000	Quality Education Academy	Piedmont-Triad	0K-12	0	D	Not Met
Charter Schools	34D000	Carter G. Woodson School	Piedmont-Triad	0K-12	0	F	Met
Charter Schools	34F000	Forsyth Academy	Piedmont-Triad	0K-08	0	D	Not Met
Charter Schools	35A000	Crosscreek Charter School	North Central	0K-08	0	D	Met
Charter Schools	41M000	Next Generation Academy	Piedmont-Triad	0K-08	0	D	Met
Charter Schools	41N000	The Experiential School of Greensboro	Piedmont-Triad	0K-08	0	D	Not Met
Charter Schools	41R000	Summit Creek Academy	Piedmont-Triad	0K-08	0	D	Not Met

Charter Schools	42A000	KIPP Halifax College Preparatory	Northeast	0K-08	0	F	Met
Charter Schools	43D000	Achievement Charter Academy	North Central	0K-08	0	D	Met
Charter Schools	49B000	American Renaissance School	Southwest	0K-08	0	D	Met
Charter Schools	49G000	Iredell Charter Academy of Arts & Science	Southwest	0K-08	0	D	Not Met
Charter Schools	53C000	Rising Leaders Academy	North Central	0K-08	0	D	Not Met
Charter Schools	60K000	Charlotte Secondary	Southwest	06-12	0	D	Met
Charter Schools	60L000	KIPP Charlotte	Southwest	0K-08	0	D	Met
Charter Schools	60N000	American Leadership Academy Charlotte	Southwest	0K-07	0	D	Met
Charter Schools	61K000	United Community School	Southwest	0K-08	0	D	Met
Charter Schools	61M000	Charlotte Lab School	Southwest	0K-12	0	D	Not Met
Charter Schools	61N000	TMSA Charlotte	Southwest	0K-12	0	D	Met
Charter Schools	61T000	Movement Charter School	Southwest	0K-08	0	D	Not Met
Charter Schools	61Y000	Steele Creek Preparatory Academy	Southwest	0K-08	0	D	Met
Charter Schools	62A000	Tillery Charter Academy	Sandhills	0K-07	0	D	Not Met
Charter Schools	62M000	Bonnie Cone Leadership Academy	Sandhills	0K-12	0	D	Not Met
Charter Schools	62N000	Aspire Trade High	Sandhills	09-11	0	F	Not Met
Charter Schools	62P000	Movement School Southwest	Sandhills	0K-03	0	D	Met
Charter Schools	65B000	Wilmington Preparatory Academy	Southeast	0K-08	0	D	Met

Charter Schools	65C000	Classical Charter Schools of Wilmington	Southeast	0K-05	0	D	Met
Charter Schools	76A000	Uwharrie Charter Academy	Piedmont-Triad	0K-12	0	D	Not Met
Charter Schools	76A310	Uwharrie Charter Remote Academy	Piedmont-Triad	06-12	0	F	Not Met
Charter Schools	78A000	CIS Academy	Sandhills	06-08	0	D	Met
Charter Schools	79C000	Legacy Classical Academy	Piedmont-Triad	0K-05	0	D	Met
Charter Schools	90D000	Monroe Charter Academy	Southwest	0K-07	0	F	Met
Charter Schools	90G000	ALA Monroe	Southwest	0K-08	0	D	Not Met
Charter Schools	92M000	PreEminent Charter	North Central	0K-08	0	D	Not Met
Charter Schools	93A000	Haliwa-Saponi Tribal School	North Central	0K-12	0	F	Met
Charter Schools	93N310	Pine Springs Preparatory Remote Academy	North Central	0K-11	0	F	Not Met
Charter Schools	93R000	Raleigh Oak Charter	North Central	0K-08	0	D	Not Met
Charter Schools	96C000	Dillard Academy	Southeast	0K-08	0	F	Met
Charter Schools	96G000	Wayne STEM Academy	Southeast	0K-04	0	D	Not Met

Appendix B. 2024 - 25 Low-Performing Districts

Low-performing districts are defined as districts that had greater than 50% of schools identified as low-performing. For the 2024-25 designations, there are 23 low-performing districts.

District Code	District Name	Missed Days Due to Hurricane Helene	Number of Low-Performing Schools	Number of Schools with a School Performance Grade and Growth	Percent of Low-Performing Schools in District
940	Washington County Schools	0	2	2	100.0
660	Northampton County Schools	0	4	5	80.0
400	Greene County Schools	0	4	5	80.0
292	Thomasville City Schools	0	3	4	75.0
420	Halifax County Schools	0	8	11	72.7
460	Hertford County Schools	0	5	7	71.4
330	Edgecombe County Public Schools	0	12	17	70.6
930	Warren County Schools	0	4	6	66.7
890	Tyrrell County Schools	0	2	3	66.7
620	Montgomery County Schools	0	6	9	66.7
380	Graham County Schools	0	2	3	66.7
210	Edenton-Chowan Schools	0	2	3	66.7
132	Kannapolis City Schools	0	6	9	66.7
090	Bladen County Schools	0	8	12	66.7

770	Richmond County Schools	0	9	14	64.3
830	Scotland County Schools	0	5	8	62.5
761	Asheboro City Schools	0	5	8	62.5
800	Rowan-Salisbury Schools	0	18	31	58.1
580	Martin County Schools	0	4	7	57.1
010	Alamance-Burlington Schools	0	20	36	55.6
310	Duplin County Schools	0	7	13	53.8
910	Vance County Schools	0	8	15	53.3
780	Public Schools of Robeson County	0	19	36	52.8
870	Swain County Schools	5	2	4	50.0
610	Mitchell County Schools	30	2	4	50.0
500	Jackson County Public Schools	4	4	8	50.0
480	Hyde County Schools	0	1	2	50.0
422	Weldon City Schools	0	2	4	50.0
170	Caswell County Schools	0	3	6	50.0
030	Alleghany County Schools	7	2	4	50.0
430	Harnett County Schools	0	12	26	46.2
790	Rockingham County Schools	0	10	22	45.5
040	Anson County Schools	0	4	9	44.4

340	Winston Salem / Forsyth County Schools	0	31	72	43.1
240	Columbus County Schools	0	5	12	41.7
760	Randolph County School System	0	13	32	40.6
291	Lexington City Schools	0	2	5	40.0
470	Hoke County Schools	0	5	13	38.5
250	Craven County Board of Education	0	10	26	38.5
540	Lenoir County Public Schools	0	6	16	37.5
181	Hickory City Schools	3	3	8	37.5
060	Avery County Schools	28	3	8	37.5
410	Guilford County Schools	0	40	111	36.0
590	McDowell County Schools	9 to 12	5	14	35.7
530	Lee County Schools	0	5	14	35.7
140	Caldwell County Schools	5	8	23	34.8
260	Cumberland County Schools	0	27	79	34.2
821	Clinton City Schools	0	1	3	33.3
390	Granville County Schools	0	5	15	33.3
080	Bertie County Schools	0	2	6	33.3
320	Durham Public Schools	0	17	52	32.7
990	Yadkin County Schools	0	4	13	30.8

700	Elizabeth City-Pasquotank Public Schools	0	3	10	30.0
820	Sampson County Schools	0	5	17	29.4
490	Iredell-Statesville Schools	0	10	34	29.4
360	Gaston County Schools	2 to 3	15	51	29.4
970	Wilkes County Schools	2	6	22	27.3
100	Brunswick County Schools	0	5	19	26.3
120	Burke County Schools	8	6	23	26.1
880	Transylvania County Schools	8	2	8	25.0
850	Stokes County Schools	0	4	16	25.0
650	New Hanover County Schools	0	10	40	25.0
350	Franklin County Schools	0	4	16	25.0
200	Cherokee County Schools	0	3	12	25.0
070	Beaufort County Schools	0	3	12	25.0
960	Wayne County Public Schools	0	7	30	23.3
640	Nash County Public Schools	0	5	22	22.7
450	Henderson County Schools	7	5	22	22.7
560	Macon County Schools	3	2	9	22.2
440	Haywood County Schools	11	3	14	21.4
110	Buncombe County Schools	19	9	42	21.4

740	Pitt County Schools	0	7	35	20.0
730	Person County Schools	0	2	10	20.0
421	Roanoke Rapids City Schools	0	1	5	20.0
370	Gates County Schools	0	1	5	20.0
180	Catawba County Schools	4	5	27	18.5
600	Charlotte-Mecklenburg Schools	0	32	175	18.3
995	Yancey County Schools	34	1	6	16.7
710	Pender County Schools	0	3	18	16.7
920	Wake County Schools	0	30	191	15.7
550	Lincoln County Schools	2	3	20	15.0
840	Stanly County Schools	0	3	21	14.3
630	Moore County Schools	0	3	22	13.6
670	Onslow County Schools	0	5	39	12.8
130	Cabarrus County Schools	0	5	40	12.5
290	Davidson County Schools	0	4	33	12.1
810	Rutherford County Schools	0	2	17	11.8
900	Union County Public Schools	0	5	49	10.2
860	Surry County Schools	0	2	20	10.0
280	Dare County Schools	0	1	10	10.0

300	Davie County Schools	0	1	11	9.1
020	Alexander County Schools	4	1	11	9.1
680	Orange County Schools	0	1	12	8.3
230	Cleveland County Schools	5	2	26	7.7
510	Johnston County Public Schools	0	3	46	6.5
160	Carteret County Public Schools	0	1	16	6.3
980	Wilson County Schools	0	1	23	4.3
950	Watauga County Schools	17	0	10	0.0
862	Mount Airy City Schools	0	0	3	0.0
861	Elkin City Schools	0	0	3	0.0
750	Polk County Schools	7	0	6	0.0
720	Perquimans County Schools	0	0	3	0.0
690	Pamlico County Schools	0	0	4	0.0
681	Chapel Hill-Carrboro City Schools	0	0	18	0.0
570	Madison County Schools	11	0	6	0.0
520	Jones County Schools	0	0	5	0.0
491	Mooresville Graded School District	0	0	5	0.0
270	Currituck County Schools	0	0	10	0.0
241	Whiteville City Schools	0	0	3	0.0

220	Clay County Schools	0	0	3	0.0
190	Chatham County Schools	0	0	19	0.0
182	Newton Conover City Schools	2	0	6	0.0
150	Camden County Schools	0	0	4	0.0
111	Asheville City Schools	19	0	8	0.0
050	Ashe County Schools	18	0	6	0.0

Appendix C. 2024 - 25 Continually Low-Performing Schools List

A continually low-performing school is identified as low-performing in any two of the last three years. The years used for this list are the 2022–23, 2023–24, and 2024–25 school years. A low-performing school has a school performance grade of 'D' or 'F', and a growth status of 'Met' or 'Not Met'. For the purposes of this list, charter schools are not identified as continually low-performing schools.

District Name	School Code	School Name	State Board Region	Missed Days Due to Hurricane Helene	Low Performing 2024–25	Low Performing 2023–24	Low Performing 2022–23
Alamance-Burlington Schools	010310	Broadview Middle	Piedmont-Triad	0	Y		Y
Alamance-Burlington Schools	010326	Eastlawn Elementary	Piedmont-Triad	0	Y	Y	Y
Alamance-Burlington Schools	010346	B. Everett Jordan Elementary	Piedmont-Triad	0	Y	Y	Y
Alamance-Burlington Schools	010348	Graham High	Piedmont-Triad	0	Y		Y
Alamance-Burlington Schools	010350	Graham Middle	Piedmont-Triad	0	Y	Y	Y
Alamance-Burlington Schools	010351	Grove Park Elementary	Piedmont-Triad	0	Y		Y
Alamance-Burlington Schools	010354	Harvey R Newlin Elementary	Piedmont-Triad	0	Y	Y	Y
Alamance-Burlington Schools	010357	Haw River Elementary	Piedmont-Triad	0	Y	Y	Y
Alamance-Burlington Schools	010358	Hillcrest Elementary	Piedmont-Triad	0	Y	Y	Y
Alamance-Burlington Schools	010360	Hugh M Cummings High	Piedmont-Triad	0	Y	Y	Y
Alamance-Burlington Schools	010364	North Graham Elementary	Piedmont-Triad	0	Y	Y	Y
Alamance-Burlington Schools	010372	Pleasant Grove Elementary	Piedmont-Triad	0	Y	Y	Y
Alamance-Burlington Schools	010374	R Homer Andrews Elementary	Piedmont-Triad	0	Y	Y	Y

Alamance-Burlington Schools	010380	South Graham Elementary	Piedmont-Triad	0	Y	Y	Y
Alamance-Burlington Schools	010390	Southern Alamance Middle	Piedmont-Triad	0	Y	Y	
Alamance-Burlington Schools	010392	Sylvan Elementary	Piedmont-Triad	0	Y	Y	Y
Alamance-Burlington Schools	010394	Turrentine Middle	Piedmont-Triad	0	Y	Y	Y
Alamance-Burlington Schools	010406	Woodlawn Middle	Piedmont-Triad	0	Y	Y	
Alamance-Burlington Schools	010450	Alamance Virtual School	Piedmont-Triad	0	Y		Y
Alexander County Schools	020306	East Alexander Middle	Northwest	4		Y	Y
Alexander County Schools	020316	Hiddenite Elementary	Northwest	4		Y	Y
Alexander County Schools	020324	Sugar Loaf Elementary	Northwest	4	Y	Y	
Alleghany County Schools	030308	Glade Creek Elementary	Northwest	7	Y	Y	
Alleghany County Schools	030320	Sparta Elementary	Northwest	7	Y	Y	Y
Anson County Schools	040306	Anson High School	Southwest	0		Y	Y
Anson County Schools	040309	Anson Middle	Southwest	0	Y	Y	Y
Anson County Schools	040311	Wadesboro Primary	Southwest	0	Y	Y	Y
Anson County Schools	040324	Morven Elementary	Southwest	0	Y	Y	Y
Anson County Schools	040330	Wadesboro Elementary	Southwest	0	Y	Y	Y
Avery County Schools	060318	Avery Middle	Northwest	28	Y	Y	Y
Avery County Schools	060328	Newland Elementary	Northwest	28	Y		Y
Beaufort County Schools	070327	John C Tayloe Elementary	Northeast	0	Y	Y	Y

Beaufort County Schools	070328	John Small Elementary	Northeast	0	Y	Y	Y
Beaufort County Schools	070338	P S Jones Middle	Northeast	0	Y	Y	Y
Beaufort County Schools	070340	S W Snowden Elementary	Northeast	0		Y	Y
Beaufort County Schools	070342	Washington High	Northeast	0		Y	Y
Bertie County Schools	080314	Bertie Middle	Northeast	0		Y	Y
Bladen County Schools	090315	Bladenboro Middle	Sandhills	0	Y	Y	
Bladen County Schools	090318	Bladen Lakes Primary	Sandhills	0	Y	Y	Y
Bladen County Schools	090324	Dublin Primary	Sandhills	0	Y	Y	
Bladen County Schools	090328	East Arcadia Elementary	Sandhills	0	Y	Y	
Bladen County Schools	090332	Elizabethtown Middle	Sandhills	0		Y	Y
Bladen County Schools	090333	Elizabethtown Primary	Sandhills	0	Y	Y	Y
Bladen County Schools	090365	Tar Heel School	Sandhills	0	Y	Y	Y
Brunswick County Schools	100304	Bolivia Elementary	Southeast	0	Y	Y	Y
Brunswick County Schools	100316	Leland Middle	Southeast	0	Y	Y	Y
Brunswick County Schools	100338	Supply Elementary	Southeast	0	Y	Y	Y
Buncombe County Schools	110338	Owen Middle	Western	19	Y	Y	Y
Buncombe County Schools	110342	Erwin Middle	Western	19	Y	Y	Y
Buncombe County Schools	110372	Johnston Elementary	Western	19	Y	Y	Y
Buncombe County Schools	110384	Oakley Elementary	Western	19	Y	Y	Y

Buncombe County Schools	110401	Enka Middle	Western	19	Y	Y	Y
Buncombe County Schools	110412	Williams Elementary	Western	19	Y	Y	Y
Buncombe County Schools	110425	Enka Intermediate	Western	19	Y		Y
Buncombe County Schools	110444	Woodfin Elementary	Western	19	Y	Y	Y
Buncombe County Schools	110451	Eblen Intermediate	Western	19	Y	Y	Y
Burke County Schools	120316	Forest Hill Elementary	Northwest	8	Y	Y	Y
Burke County Schools	120364	Oak Hill Elementary	Northwest	8	Y	Y	Y
Burke County Schools	120376	Table Rock Middle	Northwest	8	Y		Y
Burke County Schools	120390	Walter R Johnson Middle	Northwest	8		Y	Y
Cabarrus County Schools	130313	Concord Middle	Southwest	0	Y	Y	Y
Cabarrus County Schools	130318	C C Griffin Middle	Southwest	0	Y	Y	
Cabarrus County Schools	130340	Winecoff Elementary	Southwest	0	Y	Y	
Cabarrus County Schools	130344	Wolf Meadow Elementary	Southwest	0	Y		Y
Cabarrus County Schools	130357	Roberta Road Middle	Southwest	0		Y	Y
Kannapolis City Schools	132304	A L Brown High	Southwest	0	Y	Y	Y
Kannapolis City Schools	132308	Forest Park Elementary	Southwest	0	Y		Y
Kannapolis City Schools	132312	Fred L Wilson Elementary	Southwest	0		Y	Y
Kannapolis City Schools	132330	Kannapolis Middle School 7/8	Southwest	0	Y	Y	Y
Kannapolis City Schools	132332	Shady Brook Elementary	Southwest	0	Y	Y	Y

Kannapolis City Schools	132336	North Kannapolis Elementary	Southwest	0	Y	Y	
Caldwell County Schools	140324	Gamewell Elementary	Northwest	5	Y	Y	Y
Caldwell County Schools	140332	Gamewell Middle	Northwest	5	Y	Y	Y
Caldwell County Schools	140344	Happy Valley Elementary	Northwest	5	Y		Y
Caldwell County Schools	140360	Kings Creek Elementary	Northwest	5	Y	Y	Y
Caldwell County Schools	140384	Sawmills Elementary	Northwest	5		Y	Y
Caldwell County Schools	140388	Valmead Elementary	Northwest	5	Y	Y	Y
Caldwell County Schools	140390	West Caldwell High	Northwest	5	Y	Y	
Caldwell County Schools	140396	Whitnel Elementary	Northwest	5	Y		Y
Caswell County Schools	170316	Bartlett Yancey High	Piedmont-Triad	0		Y	Y
Caswell County Schools	170334	North Elementary	Piedmont-Triad	0		Y	Y
Caswell County Schools	170338	N L Dillard Middle	Piedmont-Triad	0	Y	Y	
Caswell County Schools	170339	Oakwood Elementary	Piedmont-Triad	0	Y		Y
Caswell County Schools	170342	South Elementary	Piedmont-Triad	0		Y	Y
Caswell County Schools	170344	Stoney Creek Elementary	Piedmont-Triad	0	Y	Y	Y
Catawba County Schools	180360	Oxford Elementary	Northwest	4	Y	Y	
Catawba County Schools	180364	River Bend Middle	Northwest	4	Y	Y	Y
Catawba County Schools	180372	Saint Stephens Elementary	Northwest	4	Y	Y	Y
Catawba County Schools	180388	Webb A Murray Elementary	Northwest	4	Y	Y	

Hickory City Schools	181312	Northview Middle	Northwest	3	Y	Y	
Hickory City Schools	181316	Grandview Middle	Northwest	3		Y	Y
Hickory City Schools	181332	Longview Elementary	Northwest	3	Y	Y	Y
Hickory City Schools	181344	Viewmont Elementary	Northwest	3	Y	Y	Y
Chatham County Schools	190312	Chatham Middle	North Central	0		Y	Y
Chatham County Schools	190350	Siler City Elementary	North Central	0		Y	Y
Cherokee County Schools	200304	Andrews Elementary	Western	0	Y		Y
Edenton-Chowan Schools	210304	Chowan Middle	Northeast	0	Y	Y	Y
Edenton-Chowan Schools	210306	D F Walker Elementary	Northeast	0	Y	Y	Y
Cleveland County Schools	230336	Elizabeth Elementary	Southwest	5		Y	Y
Cleveland County Schools	230346	James Love Elementary	Southwest	5	Y	Y	
Cleveland County Schools	230362	Shelby Middle	Southwest	5		Y	Y
Cleveland County Schools	230368	Township Three Elementary	Southwest	5	Y	Y	Y
Cleveland County Schools	230376	Washington Elementary	Southwest	5		Y	Y
Columbus County Schools	240308	Acme Delco Elementary	Sandhills	0	Y	Y	Y
Columbus County Schools	240332	Chadbourn Elementary	Sandhills	0		Y	Y
Columbus County Schools	240334	East Columbus Junior-Senior High	Sandhills	0	Y	Y	Y
Columbus County Schools	240354	Hallsboro-Artesia Elementary	Sandhills	0		Y	Y
Columbus County Schools	240375	Tabor City School	Sandhills	0	Y	Y	

Columbus County Schools	240380	West Columbus High	Sandhills	0		Y	Y
Columbus County Schools	240381	West Columbus School	Sandhills	0	Y	Y	Y
Craven County Board of Education	250320	Vanceboro-Farm Life Elementary	Southeast	0	Y		Y
Craven County Board of Education	250328	Graham A Barden Elementary	Southeast	0	Y	Y	
Craven County Board of Education	250332	H J MacDonald Middle	Southeast	0		Y	Y
Craven County Board of Education	250336	Havelock Elementary	Southeast	0	Y	Y	Y
Craven County Board of Education	250344	Havelock Middle	Southeast	0		Y	Y
Craven County Board of Education	250348	J.T. Barber Elementary	Southeast	0	Y	Y	Y
Craven County Board of Education	250360	Oaks Road Academy	Southeast	0	Y	Y	Y
Craven County Board of Education	250376	West Craven Middle	Southeast	0	Y	Y	
Cumberland County Schools	260310	Loyd E Auman Elementary	Sandhills	0		Y	Y
Cumberland County Schools	260320	Brentwood Elementary	Sandhills	0	Y	Y	Y
Cumberland County Schools	260321	Douglas Byrd Middle	Sandhills	0	Y		Y
Cumberland County Schools	260322	Douglas Byrd High	Sandhills	0		Y	Y
Cumberland County Schools	260326	Elizabeth M Cashwell Elementary	Sandhills	0	Y		Y

Cumberland County Schools	260340	College Lakes Elementary	Sandhills	0	Y		Y
Cumberland County Schools	260344	J W Coon Elementary	Sandhills	0	Y		Y
Cumberland County Schools	260348	Cumberland Mills Elementary	Sandhills	0	Y	Y	Y
Cumberland County Schools	260352	Cumberland Road Elementary	Sandhills	0	Y	Y	
Cumberland County Schools	260358	Luther Nick Jeralds Middle	Sandhills	0	Y		Y
Cumberland County Schools	260361	Ferguson-Easley Elementary	Sandhills	0	Y	Y	Y
Cumberland County Schools	260367	Bill Hefner Elementary	Sandhills	0	Y	Y	Y
Cumberland County Schools	260370	Ed V Baldwin Elementary	Sandhills	0	Y	Y	Y
Cumberland County Schools	260382	Lucile Souders Elementary	Sandhills	0	Y		Y
Cumberland County Schools	260383	Mac Williams Middle	Sandhills	0	Y		Y
Cumberland County Schools	260386	Margaret Willis Elementary	Sandhills	0	Y		Y
Cumberland County Schools	260400	Montclair Elementary	Sandhills	0	Y		Y
Cumberland County Schools	260405	Walker-Spivey Elementary	Sandhills	0	Y	Y	
Cumberland County Schools	260407	Lake Rim Elementary	Sandhills	0	Y	Y	
Cumberland County Schools	260414	Benjamin J Martin Elementary	Sandhills	0	Y		Y
Cumberland County Schools	260450	Warrenwood Elementary	Sandhills	0	Y	Y	Y
Cumberland County Schools	260452	Westarea Elementary	Sandhills	0	Y	Y	Y
Cumberland County Schools	260459	William T Brown Elementary	Sandhills	0	Y		Y
Cumberland County Schools	260461	Cumberland Virtual Academy K-5	Sandhills	0	Y	Y	Y

Currituck County Schools	270304	Central Elementary	Northeast	0		Y	Y
Dare County Schools	280312	Manteo Elementary School	Northeast	0	Y	Y	
Davidson County Schools	290312	Churchland Elementary	Piedmont-Triad	0	Y		Y
Davidson County Schools	290322	E Lawson Brown Middle	Piedmont-Triad	0	Y	Y	Y
Davidson County Schools	290356	Reeds Elementary	Piedmont-Triad	0		Y	Y
Davidson County Schools	290364	Silver Valley Elementary	Piedmont-Triad	0	Y	Y	Y
Davidson County Schools	290384	Welcome Elementary	Piedmont-Triad	0		Y	Y
Lexington City Schools	291308	Charles England Elementary School	Piedmont-Triad	0	Y	Y	
Lexington City Schools	291332	Lexington Middle School	Piedmont-Triad	0		Y	Y
Lexington City Schools	291340	Pickett Elementary School	Piedmont-Triad	0	Y	Y	
Thomasville City Schools	292318	Thomasville Primary	Piedmont-Triad	0	Y	Y	Y
Thomasville City Schools	292320	Thomasville Middle	Piedmont-Triad	0	Y	Y	
Thomasville City Schools	292324	Thomasville High	Piedmont-Triad	0	Y	Y	Y
Davie County Schools	300326	Pinebrook Elementary	Piedmont-Triad	0		Y	Y
Davie County Schools	300330	South Davie Middle	Piedmont-Triad	0		Y	Y
Duplin County Schools	310308	Beulaville Elementary	Southeast	0	Y	Y	Y
Duplin County Schools	310336	Warsaw Elementary	Southeast	0	Y	Y	Y
Duplin County Schools	310352	James Kenan High	Southeast	0	Y		Y
Duplin County Schools	310356	Kenansville Elementary	Southeast	0	Y	Y	Y

Duplin County Schools	310384	Rose Hill-Magnolia Elementary	Southeast	0		Y	Y
Duplin County Schools	310388	Wallace Elementary	Southeast	0	Y	Y	Y
Duplin County Schools	310392	Wallace-Rose Hill High	Southeast	0	Y		Y
Durham Public Schools	320304	Bethesda Elementary	North Central	0	Y	Y	Y
Durham Public Schools	320315	Eno Valley Elementary	North Central	0		Y	Y
Durham Public Schools	320319	Creekside Elementary	North Central	0	Y	Y	
Durham Public Schools	320324	Hillandale Elementary	North Central	0	Y	Y	
Durham Public Schools	320325	Hillside High	North Central	0	Y	Y	
Durham Public Schools	320327	Hope Valley Elementary	North Central	0		Y	Y
Durham Public Schools	320339	Lakewood Elementary	North Central	0	Y	Y	Y
Durham Public Schools	320343	Lucas Middle	North Central	0		Y	Y
Durham Public Schools	320344	Fayetteville Street Elementary	North Central	0	Y	Y	Y
Durham Public Schools	320346	Lowe's Grove Middle	North Central	0	Y	Y	Y
Durham Public Schools	320355	Neal Middle	North Central	0	Y	Y	Y
Durham Public Schools	320356	Northern High	North Central	0	Y	Y	Y
Durham Public Schools	320362	Parkwood Elementary	North Central	0	Y	Y	Y
Durham Public Schools	320368	Southern School of Energy and Sustainabi	North Central	0	Y	Y	Y
Durham Public Schools	320400	Y E Smith Elementary	North Central	0	Y	Y	Y
Durham Public Schools	320401	Ignite Online Academy	North Central	0	Y	Y	Y

Edgecombe County Public Schools	330304	G W Bulluck Elementary	North Central	0		Y	Y
Edgecombe County Public Schools	330312	Coker-Wimberly Elementary	North Central	0	Y	Y	
Edgecombe County Public Schools	330328	North Edgecombe High	North Central	0	Y	Y	Y
Edgecombe County Public Schools	330332	Phillips Middle	North Central	0	Y	Y	Y
Edgecombe County Public Schools	330334	Princeville Elementary	North Central	0	Y	Y	Y
Edgecombe County Public Schools	330340	South Edgecombe Middle	North Central	0	Y	Y	Y
Edgecombe County Public Schools	330344	W A Pattillo Middle	North Central	0	Y	Y	Y
Edgecombe County Public Schools	330350	SouthWest Edgecombe High	North Central	0	Y	Y	
Edgecombe County Public Schools	330358	Tarboro High	North Central	0	Y	Y	Y
Winston Salem / Forsyth County Schools	340308	Ashley Academy	Piedmont-Triad	0	Y	Y	
Winston Salem / Forsyth County Schools	340314	Bolton Elementary	Piedmont-Triad	0	Y	Y	Y
Winston Salem / Forsyth County Schools	340330	Carver High	Piedmont-Triad	0	Y	Y	
Winston Salem / Forsyth County Schools	340366	East Forsyth Middle School	Piedmont-Triad	0	Y	Y	Y

Winston Salem / Forsyth County Schools	340368	Easton Elementary School	Piedmont-Triad	0	Y	Y	
Winston Salem / Forsyth County Schools	340372	Flat Rock Middle	Piedmont-Triad	0	Y	Y	Y
Winston Salem / Forsyth County Schools	340376	Forest Park Elementary	Piedmont-Triad	0		Y	Y
Winston Salem / Forsyth County Schools	340380	Gibson Elementary	Piedmont-Triad	0	Y	Y	Y
Winston Salem / Forsyth County Schools	340382	Robert B Glenn High School	Piedmont-Triad	0	Y	Y	Y
Winston Salem / Forsyth County Schools	340384	Griffith Elementary	Piedmont-Triad	0	Y		Y
Winston Salem / Forsyth County Schools	340390	Hall-Woodward Elementary	Piedmont-Triad	0	Y	Y	Y
Winston Salem / Forsyth County Schools	340398	Virtual Academy	Piedmont-Triad	0	Y	Y	Y
Winston Salem / Forsyth County Schools	340400	Ibrahim Elementary	Piedmont-Triad	0	Y	Y	
Winston Salem / Forsyth County Schools	340424	Kimberley Park Elementary	Piedmont-Triad	0	Y	Y	
Winston Salem / Forsyth County Schools	340426	Kimmel Farm Elementary	Piedmont-Triad	0		Y	Y
Winston Salem / Forsyth County Schools	340448	Mineral Springs Elementary	Piedmont-Triad	0	Y		Y
Winston Salem / Forsyth County Schools	340452	Mineral Springs Middle	Piedmont-Triad	0	Y	Y	Y

Winston Salem / Forsyth County Schools	340460	North Forsyth Magnet High	Piedmont-Triad	0	Y	Y	Y
Winston Salem / Forsyth County Schools	340462	North Hills Elementary	Piedmont-Triad	0	Y	Y	Y
Winston Salem / Forsyth County Schools	340464	Northwest Middle	Piedmont-Triad	0	Y	Y	Y
Winston Salem / Forsyth County Schools	340476	Old Town Elementary	Piedmont-Triad	0	Y	Y	Y
Winston Salem / Forsyth County Schools	340480	Paisley Magnet School	Piedmont-Triad	0	Y	Y	Y
Winston Salem / Forsyth County Schools	340486	Parkland High	Piedmont-Triad	0		Y	Y
Winston Salem / Forsyth County Schools	340488	J F Kennedy High	Piedmont-Triad	0		Y	Y
Winston Salem / Forsyth County Schools	340490	Petree Elementary	Piedmont-Triad	0	Y	Y	
Winston Salem / Forsyth County Schools	340492	Konnoak Middle School	Piedmont-Triad	0	Y	Y	Y
Winston Salem / Forsyth County Schools	340514	Smith Farm Elementary	Piedmont-Triad	0		Y	Y
Winston Salem / Forsyth County Schools	340516	Southeast Middle	Piedmont-Triad	0	Y	Y	Y
Winston Salem / Forsyth County Schools	340520	South Fork Elementary	Piedmont-Triad	0	Y	Y	Y
Winston Salem / Forsyth County Schools	340542	Walkertown High	Piedmont-Triad	0	Y	Y	

Winston Salem / Forsyth County Schools	340544	Walkertown Middle	Piedmont-Triad	0		Y	Y
Winston Salem / Forsyth County Schools	340548	Ward Elementary	Piedmont-Triad	0		Y	Y
Winston Salem / Forsyth County Schools	340564	Wiley Magnet Middle	Piedmont-Triad	0	Y	Y	Y
Winston Salem / Forsyth County Schools	340568	Winston-Salem Preparatory Acad	Piedmont-Triad	0	Y	Y	Y
Franklin County Schools	350310	Bunn Middle	North Central	0	Y	Y	Y
Franklin County Schools	350312	Cedar Creek Middle	North Central	0		Y	Y
Franklin County Schools	350318	Franklinton Elementary	North Central	0	Y	Y	Y
Franklin County Schools	350324	Franklinton Middle	North Central	0		Y	Y
Franklin County Schools	350332	Louisburg Elementary	North Central	0	Y	Y	Y
Franklin County Schools	350338	Terrell Lane Middle	North Central	0	Y	Y	Y
Gaston County Schools	360332	Bessemer City Central Elem	Southwest	2	Y	Y	Y
Gaston County Schools	360340	Brookside Elementary	Southwest	2	Y	Y	Y
Gaston County Schools	360352	Chapel Grove Elementary	Southwest	2		Y	Y
Gaston County Schools	360392	Edward D Sadler Jr Elementary School	Southwest	2		Y	Y
Gaston County Schools	360400	Gardner Park Elementary	Southwest	2	Y		Y
Gaston County Schools	360408	W P Grier Middle School	Southwest	2		Y	Y
Gaston County Schools	360426	Holbrook Middle	Southwest	2	Y	Y	Y

Gaston County Schools	360428	Hunter Huss High	Southwest	2	Y	Y	Y
Gaston County Schools	360436	Bessemer City Middle	Southwest	2	Y	Y	
Gaston County Schools	360438	Lingerfeldt Elementary	Southwest	2	Y	Y	Y
Gaston County Schools	360480	Pleasant Ridge Elementary	Southwest	2	Y	Y	Y
Gaston County Schools	360490	Sherwood Elementary	Southwest	2	Y	Y	Y
Gaston County Schools	360492	H H Beam Elementary	Southwest	2		Y	Y
Gaston County Schools	360498	Southwest Middle	Southwest	2	Y	Y	
Gaston County Schools	360504	Tryon Elementary	Southwest	2	Y	Y	Y
Gaston County Schools	360514	W C Friday Middle School	Southwest	2	Y	Y	Y
Gaston County Schools	360520	Woodhill Elementary	Southwest	2	Y	Y	Y
Gates County Schools	370308	Central Middle School	Northeast	0		Y	Y
Gates County Schools	370316	Gatesville Elementary	Northeast	0	Y	Y	
Graham County Schools	380306	Robbinsville Elementary	Western	0	Y		Y
Graham County Schools	380310	Robbinsville Middle	Western	0	Y	Y	Y
Granville County Schools	390309	Butner-Stem Middle	North Central	0		Y	Y
Granville County Schools	390320	G. C. Hawley Middle	North Central	0	Y	Y	Y
Granville County Schools	390333	Mount Energy Elementary	North Central	0	Y	Y	Y
Granville County Schools	390334	Northern Granville Middle	North Central	0	Y	Y	Y
Granville County Schools	390360	Stovall-Shaw Elementary	North Central	0		Y	Y

Granville County Schools	390364	West Oxford Elementary	North Central	0	Y	Y	Y
Greene County Schools	400312	Greene County Middle	Southeast	0	Y	Y	Y
Greene County Schools	400318	Greene County Intermediate	Southeast	0	Y	Y	Y
Greene County Schools	400332	West Greene Elementary	Southeast	0	Y	Y	Y
Guilford County Schools	410302	Guilford eLearning University Prep	Piedmont-Triad	0	Y	Y	Y
Guilford County Schools	410310	Allen Jay Elementary	Piedmont-Triad	0		Y	Y
Guilford County Schools	410313	Southern Guilford Middle	Piedmont-Triad	0		Y	Y
Guilford County Schools	410328	Bessemer Elementary	Piedmont-Triad	0	Y	Y	Y
Guilford County Schools	410334	Brightwood Elementary	Piedmont-Triad	0	Y	Y	Y
Guilford County Schools	410355	James B Dudley High	Piedmont-Triad	0	Y		Y
Guilford County Schools	410358	Eastern Guilford High	Piedmont-Triad	0		Y	Y
Guilford County Schools	410364	Fairview Elementary	Piedmont-Triad	0	Y	Y	Y
Guilford County Schools	410366	Waldo C Falkener Sr Elementary	Piedmont-Triad	0	Y	Y	Y
Guilford County Schools	410373	Julius I Foust Elementary	Piedmont-Triad	0	Y	Y	Y
Guilford County Schools	410376	Cyrus P Frazier Elementary	Piedmont-Triad	0	Y	Y	Y
Guilford County Schools	410382	Gibsonville Elementary	Piedmont-Triad	0	Y	Y	
Guilford County Schools	410385	Gillespie Park Elementary	Piedmont-Triad	0	Y	Y	Y
Guilford County Schools	410391	Penn-Griffin Schools	Piedmont-Triad	0	Y	Y	Y
Guilford County Schools	410397	Western Guilford Middle	Piedmont-Triad	0	Y		Y

Guilford County Schools	410400	Guilford Elementary	Piedmont-Triad	0	Y	Y	Y
Guilford County Schools	410409	Hunter Elementary	Piedmont-Triad	0	Y	Y	Y
Guilford County Schools	410415	Jackson Middle	Piedmont-Triad	0	Y		Y
Guilford County Schools	410421	Jamestown Middle	Piedmont-Triad	0	Y	Y	Y
Guilford County Schools	410427	Johnson Street Global Studies	Piedmont-Triad	0		Y	Y
Guilford County Schools	410436	James Y Joyner Elementary	Piedmont-Triad	0		Y	Y
Guilford County Schools	410454	Madison Elementary	Piedmont-Triad	0	Y	Y	Y
Guilford County Schools	410460	Eastern Guilford Middle	Piedmont-Triad	0	Y	Y	Y
Guilford County Schools	410461	McLeansville Elementary	Piedmont-Triad	0	Y	Y	Y
Guilford County Schools	410462	Ronald E. McNair Elementary	Piedmont-Triad	0	Y	Y	Y
Guilford County Schools	410463	Mendenhall Middle	Piedmont-Triad	0	Y	Y	
Guilford County Schools	410484	Northeast Guilford High	Piedmont-Triad	0	Y		Y
Guilford County Schools	410487	Northeast Guilford Middle	Piedmont-Triad	0	Y	Y	Y
Guilford County Schools	410499	Oak Hill Elementary	Piedmont-Triad	0	Y	Y	Y
Guilford County Schools	410505	Oak View Elementary	Piedmont-Triad	0	Y	Y	Y
Guilford County Schools	410511	Parkview Village Elementary	Piedmont-Triad	0	Y	Y	Y
Guilford County Schools	410514	Clara J Peck Elementary	Piedmont-Triad	0	Y	Y	Y
Guilford County Schools	410532	Rankin Elementary	Piedmont-Triad	0	Y	Y	Y
Guilford County Schools	410535	Sedalia Elementary	Piedmont-Triad	0		Y	Y

Guilford County Schools	410538	Sedgefield Elementary	Piedmont-Triad	0	Y	Y	Y
Guilford County Schools	410542	George C Simkins Jr Elementary	Piedmont-Triad	0	Y	Y	Y
Guilford County Schools	410544	Ben L. Smith High School	Piedmont-Triad	0	Y	Y	Y
Guilford County Schools	410550	Southeast Guilford Middle	Piedmont-Triad	0	Y	Y	
Guilford County Schools	410565	Southwest Guilford Middle	Piedmont-Triad	0	Y	Y	Y
Guilford County Schools	410577	Sumner Elementary	Piedmont-Triad	0	Y	Y	Y
Guilford County Schools	410583	Vandalia Elementary	Piedmont-Triad	0	Y	Y	
Guilford County Schools	410592	Welborn Middle	Piedmont-Triad	0	Y	Y	Y
Halifax County Schools	420316	Scotland Neck Elementary Leadership Acad	Northeast	0	Y	Y	Y
Halifax County Schools	420324	Enfield Middle S.T.E.A.M. Academy	Northeast	0	Y		Y
Halifax County Schools	420328	Everetts Elementary S.T.E.M. Academy	Northeast	0	Y		Y
Halifax County Schools	420336	Hollister Elementary Leadership Academy	Northeast	0	Y	Y	Y
Halifax County Schools	420340	Inborden Elementary S.T.E.A.M. Academy	Northeast	0		Y	Y
Halifax County Schools	420346	Northwest Halifax Collegiate and Technic	Northeast	0	Y	Y	Y
Halifax County Schools	420348	Pittman Elementary Leadership Academy	Northeast	0	Y	Y	Y
Halifax County Schools	420358	Southeast Halifax Collegiate Prep Academ	Northeast	0	Y	Y	Y
Halifax County Schools	420376	William R Davie Middle S.T.E.M. Academy	Northeast	0	Y	Y	Y

Roanoke Rapids City Schools	421304	Belmont Elementary School	Northeast	0		Y	Y
Roanoke Rapids City Schools	421316	Roanoke Rapids High School	Northeast	0	Y		Y
Weldon City Schools	422314	Weldon Elementary Global Academy	Northeast	0	Y	Y	Y
Weldon City Schools	422315	Weldon STEM High School Career Academies	Northeast	0	Y		Y
Weldon City Schools	422318	Weldon Middle	Northeast	0		Y	Y
Harnett County Schools	430308	Angier Elementary	North Central	0	Y	Y	Y
Harnett County Schools	430316	Boone Trail Elementary	North Central	0	Y	Y	Y
Harnett County Schools	430320	Buies Creek Elementary	North Central	0	Y		Y
Harnett County Schools	430328	Coats Elementary	North Central	0	Y	Y	Y
Harnett County Schools	430330	Coats-Erwin Middle	North Central	0	Y	Y	Y
Harnett County Schools	430336	Erwin Elementary	North Central	0	Y	Y	Y
Harnett County Schools	430344	Dunn Elementary	North Central	0	Y	Y	Y
Harnett County Schools	430347	Harnett Central Middle	North Central	0	Y	Y	Y
Harnett County Schools	430349	Highland Elementary	North Central	0		Y	Y
Harnett County Schools	430351	Highland Middle	North Central	0	Y	Y	Y
Harnett County Schools	430358	Lillington-Shawtown Elementary	North Central	0	Y	Y	Y
Harnett County Schools	430376	South Harnett Elementary	North Central	0		Y	Y
Harnett County Schools	430385	Harnett Virtual Academy	North Central	0	Y	Y	Y
Henderson County Schools	450301	Apple Valley Middle	Western	7		Y	Y

Henderson County Schools	450308	Dana Elementary	Western	7	Y	Y	Y
Henderson County Schools	450322	Edneyville Elementary	Western	7	Y	Y	Y
Henderson County Schools	450328	Flat Rock Middle	Western	7	Y		Y
Henderson County Schools	450336	Hillandale Elementary	Western	7	Y	Y	Y
Henderson County Schools	450346	Upward Elementary	Western	7	Y		Y
Hertford County Schools	460308	Ahoskie Elementary	Northeast	0	Y		Y
Hertford County Schools	460312	Bearfield Primary	Northeast	0	Y	Y	Y
Hertford County Schools	460318	Hertford County Middle	Northeast	0	Y		Y
Hertford County Schools	460320	Hertford County High	Northeast	0	Y	Y	Y
Hertford County Schools	460332	Riverview Elementary	Northeast	0	Y	Y	
Hoke County Schools	470320	West Hoke Middle	Sandhills	0	Y	Y	
Hoke County Schools	470328	Scurlock Elementary	Sandhills	0	Y		Y
Hoke County Schools	470330	Hawk Eye Elementary	Sandhills	0		Y	Y
Hoke County Schools	470332	East Hoke Middle	Sandhills	0	Y	Y	Y
Hoke County Schools	470336	West Hoke Elementary	Sandhills	0	Y	Y	
Hoke County Schools	470442	Sandy Grove Middle	Sandhills	0	Y		Y
Hyde County Schools	480306	Mattamuskeet School	Northeast	0	Y	Y	Y
Iredell-Statesville Schools	490319	Cloverleaf Elementary	Southwest	0	Y	Y	Y
Iredell-Statesville Schools	490326	East Iredell Elementary	Southwest	0	Y	Y	Y

Iredell-Statesville Schools	490327	East Iredell Middle	Southwest	0	Y	Y	Y
Iredell-Statesville Schools	490345	N B Mills Elementary	Southwest	0	Y	Y	Y
Iredell-Statesville Schools	490349	North Iredell Middle	Southwest	0	Y	Y	Y
Iredell-Statesville Schools	490352	Third Creek Middle	Southwest	0	Y	Y	Y
Iredell-Statesville Schools	490354	Statesville High	Southwest	0	Y	Y	Y
Iredell-Statesville Schools	490363	Third Creek Elementary	Southwest	0	Y	Y	Y
Iredell-Statesville Schools	490366	Troutman Middle	Southwest	0	Y	Y	Y
Iredell-Statesville Schools	490380	West Iredell High	Southwest	0		Y	Y
Iredell-Statesville Schools	490384	West Iredell Middle	Southwest	0	Y	Y	Y
Jackson County Public Schools	500302	Blue Ridge Early College	Western	4	Y	Y	Y
Jackson County Public Schools	500304	Cullowhee Valley School	Western	4	Y	Y	Y
Jackson County Public Schools	500332	Scotts Creek School	Western	4	Y	Y	Y
Jackson County Public Schools	500337	Smokey Mountain Elementary	Western	4	Y	Y	Y
Johnston County Public Schools	510390	Selma Middle School	North Central	0	Y		Y
Johnston County Public Schools	510404	South Smithfield Elementary	North Central	0	Y		Y
Jones County Schools	520336	Trenton Elementary	Southeast	0		Y	Y
Lee County Schools	530308	Broadway Elementary	North Central	0	Y	Y	Y
Lee County Schools	530314	East Lee Middle	North Central	0	Y	Y	Y
Lee County Schools	530356	West Lee Middle	North Central	0		Y	Y

Lee County Schools	530360	WB Wicker Elementary	North Central	0	Y	Y	Y
Lenoir County Public Schools	540308	Contentnea-Savannah School	Southeast	0	Y	Y	Y
Lenoir County Public Schools	540312	E B Frink Middle	Southeast	0	Y		Y
Lenoir County Public Schools	540315	Kinston High	Southeast	0	Y	Y	Y
Lenoir County Public Schools	540316	La Grange Elementary	Southeast	0	Y		Y
Lenoir County Public Schools	540325	Northeast Elementary	Southeast	0	Y	Y	Y
Lenoir County Public Schools	540330	Rochelle Middle	Southeast	0		Y	Y
Lenoir County Public Schools	540338	Southeast Elementary	Southeast	0		Y	Y
Lenoir County Public Schools	540340	Southwood Elementary	Southeast	0		Y	Y
Lenoir County Public Schools	540344	Woodington Middle	Southeast	0	Y		Y
Lincoln County Schools	550316	GE Massey Elementary	Southwest	2	Y	Y	
Lincoln County Schools	550334	Lincolnton Middle	Southwest	2	Y	Y	
Lincoln County Schools	550336	Love Memorial Elementary	Southwest	2	Y	Y	
Macon County Schools	560331	Mountain View Intermediate	Western	3	Y	Y	Y
Martin County Schools	580312	E J Hayes Elementary	Northeast	0	Y	Y	Y
Martin County Schools	580316	South Creek Elementary	Northeast	0	Y	Y	
Martin County Schools	580337	South Creek Middle	Northeast	0	Y	Y	Y
Martin County Schools	580372	Riverside Middle	Northeast	0	Y	Y	Y
McDowell County Schools	590310	East McDowell Middle School	Northwest	9	Y	Y	Y

McDowell County Schools	590336	North Cove Elementary School	Northwest	9	Y	Y	
Charlotte-Mecklenburg Schools	600300	Albemarle Road Elementary	Southwest	0		Y	Y
Charlotte-Mecklenburg Schools	600303	Charlotte East Language Academy	Southwest	0		Y	Y
Charlotte-Mecklenburg Schools	600305	J. M. Alexander Middle	Southwest	0	Y	Y	Y
Charlotte-Mecklenburg Schools	600311	Ashley Park PreK-8 School	Southwest	0		Y	Y
Charlotte-Mecklenburg Schools	600317	Whitewater Middle	Southwest	0		Y	Y
Charlotte-Mecklenburg Schools	600319	Berryhill School	Southwest	0		Y	Y
Charlotte-Mecklenburg Schools	600341	Cochrane Collegiate Academy	Southwest	0	Y	Y	Y
Charlotte-Mecklenburg Schools	600362	David Cox Road Elementary	Southwest	0	Y	Y	Y
Charlotte-Mecklenburg Schools	600365	Devonshire Elementary	Southwest	0		Y	Y
Charlotte-Mecklenburg Schools	600366	Marie G Davis School	Southwest	0		Y	Y
Charlotte-Mecklenburg Schools	600369	Berewick Elementary	Southwest	0		Y	Y
Charlotte-Mecklenburg Schools	600397	Garinger High School	Southwest	0	Y	Y	Y
Charlotte-Mecklenburg Schools	600398	Greenway Park Elementary	Southwest	0		Y	Y
Charlotte-Mecklenburg Schools	600399	Alexander Graham Middle	Southwest	0		Y	Y
Charlotte-Mecklenburg Schools	600405	Harding University High School	Southwest	0	Y	Y	Y
Charlotte-Mecklenburg Schools	600408	Lawrence Orr Elementary	Southwest	0	Y		Y
Charlotte-Mecklenburg Schools	600412	Hidden Valley Elementary	Southwest	0	Y	Y	
Charlotte-Mecklenburg Schools	600416	Hornets Nest Elementary	Southwest	0	Y	Y	Y

Charlotte-Mecklenburg Schools	600422	Huntingtowne Farms Elementary	Southwest	0	Y	Y	Y
Charlotte-Mecklenburg Schools	600425	Grove Park Elementary School	Southwest	0	Y	Y	
Charlotte-Mecklenburg Schools	600428	James Martin Middle	Southwest	0	Y	Y	Y
Charlotte-Mecklenburg Schools	600448	Martin Luther King, Jr Middle	Southwest	0		Y	Y
Charlotte-Mecklenburg Schools	600457	Rocky River High School	Southwest	0	Y	Y	
Charlotte-Mecklenburg Schools	600462	Mountain Island Lake Academy	Southwest	0		Y	Y
Charlotte-Mecklenburg Schools	600463	River Oaks Academy	Southwest	0	Y	Y	Y
Charlotte-Mecklenburg Schools	600468	Gov's Village STEM (Lower)	Southwest	0		Y	Y
Charlotte-Mecklenburg Schools	600478	J. H. Gunn Elementary	Southwest	0	Y	Y	Y
Charlotte-Mecklenburg Schools	600479	Northeast Middle	Southwest	0	Y	Y	Y
Charlotte-Mecklenburg Schools	600481	Northridge Middle	Southwest	0		Y	Y
Charlotte-Mecklenburg Schools	600483	South Pine Academy	Southwest	0	Y	Y	Y
Charlotte-Mecklenburg Schools	600485	Oakdale Elementary	Southwest	0	Y	Y	Y
Charlotte-Mecklenburg Schools	600489	Bruns Avenue Elementary	Southwest	0	Y	Y	Y
Charlotte-Mecklenburg Schools	600514	Ranson Middle	Southwest	0	Y	Y	Y
Charlotte-Mecklenburg Schools	600517	Reid Park Academy	Southwest	0		Y	Y
Charlotte-Mecklenburg Schools	600518	Ridge Road Middle	Southwest	0	Y	Y	Y
Charlotte-Mecklenburg Schools	600521	Stoney Creek Elementary	Southwest	0	Y	Y	Y
Charlotte-Mecklenburg Schools	600538	Southwest Middle School	Southwest	0	Y	Y	Y

Charlotte-Mecklenburg Schools	600553	Thomasboro Academy	Southwest	0		Y	Y
Charlotte-Mecklenburg Schools	600566	University Meadows Elementary	Southwest	0	Y	Y	Y
Charlotte-Mecklenburg Schools	600574	Walter G. Byers School	Southwest	0		Y	Y
Charlotte-Mecklenburg Schools	600579	West Mecklenburg High School	Southwest	0	Y	Y	Y
Charlotte-Mecklenburg Schools	600583	Wilson STEM Academy	Southwest	0		Y	Y
Charlotte-Mecklenburg Schools	600592	Julius L. Chambers High School	Southwest	0	Y	Y	Y
Charlotte-Mecklenburg Schools	600597	Elbert Edwin Waddell High School	Southwest	0	Y	Y	
Montgomery County Schools	620312	Candor Elementary	Sandhills	0	Y	Y	Y
Montgomery County Schools	620314	East Middle	Sandhills	0	Y		Y
Montgomery County Schools	620318	Green Ridge Elementary	Sandhills	0	Y	Y	Y
Montgomery County Schools	620324	Mount Gilead Elementary	Sandhills	0	Y	Y	Y
Montgomery County Schools	620330	Page Street Elementary	Sandhills	0	Y	Y	
Montgomery County Schools	620339	West Middle	Sandhills	0	Y	Y	Y
Moore County Schools	630308	Aberdeen Elementary	Sandhills	0	Y	Y	Y
Moore County Schools	630317	Crain's Creek Middle	Sandhills	0	Y		Y
Moore County Schools	630320	Elise Middle	Sandhills	0	Y		Y
Moore County Schools	630348	Robbins Elementary	Sandhills	0		Y	Y
Nash County Public Schools	640335	Rocky Mount Middle	North Central	0		Y	Y

Nash County Public Schools	640341	Nash Everywhere Digital Academy (NEDA)	North Central	0	Y		Y
Nash County Public Schools	640361	Rocky Mount High	North Central	0		Y	Y
Nash County Public Schools	640376	Spring Hope Elementary	North Central	0	Y		Y
New Hanover County Schools	650312	R Freeman Sch of Engineering	Southeast	0	Y	Y	Y
New Hanover County Schools	650316	College Park Elementary	Southeast	0	Y	Y	Y
New Hanover County Schools	650324	Edwin A Alderman Elementary	Southeast	0	Y	Y	
New Hanover County Schools	650328	Forest Hills Global Elementary	Southeast	0	Y	Y	Y
New Hanover County Schools	650355	Career Readiness Academy at Mosley PLC	Southeast	0	Y	Y	Y
New Hanover County Schools	650384	A H Snipes Academy of Arts/Des	Southeast	0	Y		Y
New Hanover County Schools	650392	Williston Middle	Southeast	0	Y		Y
New Hanover County Schools	650404	Wrightsboro Elementary	Southeast	0	Y	Y	Y
Northampton County Schools	660306	Central Elementary	Northeast	0	Y		Y
Northampton County Schools	660308	Conway Middle	Northeast	0	Y		Y
Northampton County Schools	660336	Northampton County High School	Northeast	0	Y	Y	Y
Onslow County Schools	670308	Blue Creek Elementary	Southeast	0		Y	Y
Onslow County Schools	670312	Clyde Erwin Elementary	Southeast	0		Y	Y
Onslow County Schools	670321	Hunters Creek Elementary	Southeast	0	Y		Y
Onslow County Schools	670323	Jacksonville Commons Elem	Southeast	0	Y	Y	Y

Onslow County Schools	670325	Jacksonville Commons Middle	Southeast	0		Y	Y
Onslow County Schools	670332	Northwoods Elementary	Southeast	0	Y	Y	
Onslow County Schools	670345	Southwest Middle	Southeast	0		Y	Y
Onslow County Schools	670356	Trexler Middle	Southeast	0		Y	Y
Orange County Schools	680304	A L Stanback Middle	North Central	0		Y	Y
Orange County Schools	680312	Central Elementary	North Central	0	Y	Y	Y
Elizabeth City-Pasquotank Public Schools	700317	Northeastern High	Northeast	0		Y	Y
Elizabeth City-Pasquotank Public Schools	700322	River Road Middle	Northeast	0	Y	Y	
Pender County Schools	710312	C.F. Pope Elementary	Southeast	0	Y	Y	Y
Pender County Schools	710316	Burgaw Middle	Southeast	0		Y	Y
Pender County Schools	710324	Malpass Corner Elementary	Southeast	0		Y	Y
Pender County Schools	710326	Pender High	Southeast	0	Y	Y	Y
Pender County Schools	710328	Penderlea Elementary	Southeast	0	Y	Y	Y
Pender County Schools	710348	West Pender Middle	Southeast	0		Y	Y
Person County Schools	730344	Northern Middle	North Central	0	Y	Y	Y
Pitt County Schools	740308	Ayden Middle	Northeast	0	Y	Y	Y
Pitt County Schools	740310	Belvoir Elementary	Northeast	0		Y	Y
Pitt County Schools	740320	Bethel Elementary	Northeast	0		Y	Y

Pitt County Schools	740324	C M Eppes Middle	Northeast	0	Y	Y	Y
Pitt County Schools	740334	Falkland Elementary	Northeast	0	Y	Y	Y
Pitt County Schools	740337	E B Aycock Middle	Northeast	0	Y		Y
Pitt County Schools	740340	Farmville Middle	Northeast	0		Y	Y
Pitt County Schools	740352	Grifton	Northeast	0	Y		Y
Pitt County Schools	740376	Pactolus	Northeast	0	Y	Y	Y
Pitt County Schools	740386	Sam D Bundy Elementary	Northeast	0	Y		Y
Pitt County Schools	740390	South Greenville Elementary	Northeast	0		Y	Y
Pitt County Schools	740400	Wahl Coates Elementary	Northeast	0		Y	Y
Randolph County School System	760308	Trinity Middle School	Piedmont-Triad	0	Y	Y	Y
Randolph County School System	760316	Coleridge Elementary School	Piedmont-Triad	0	Y	Y	
Randolph County School System	760318	Eastern Randolph High School	Piedmont-Triad	0	Y	Y	Y
Randolph County School System	760332	Liberty Elementary School	Piedmont-Triad	0	Y	Y	Y
Randolph County School System	760340	Ramseur Elementary School	Piedmont-Triad	0	Y	Y	Y
Randolph County School System	760344	Randleman Elementary School	Piedmont-Triad	0	Y	Y	Y
Randolph County School System	760352	Randleman Middle School	Piedmont-Triad	0	Y	Y	Y

Randolph County School System	760357	Southeastern Randolph Middle School	Piedmont-Triad	0	Y	Y	Y
Randolph County School System	760358	Southwestern Randolph High School	Piedmont-Triad	0		Y	Y
Randolph County School System	760376	Trinity Elementary School	Piedmont-Triad	0	Y	Y	Y
Randolph County School System	760378	Wheatmore Middle School	Piedmont-Triad	0	Y	Y	
Randolph County School System	760382	Uwharrie Ridge Six-Twelve	Piedmont-Triad	0	Y	Y	Y
Randolph County School System	760385	The Virtual Academy at Randolph	Piedmont-Triad	0	Y	Y	
Asheboro City Schools	761312	Balfour Elementary	Piedmont-Triad	0	Y	Y	Y
Asheboro City Schools	761320	Charles W McCrary Elementary	Piedmont-Triad	0	Y	Y	
Asheboro City Schools	761321	Donna L Loflin Elementary	Piedmont-Triad	0		Y	Y
Asheboro City Schools	761332	Lindley Park Elementary	Piedmont-Triad	0	Y	Y	Y
Asheboro City Schools	761336	North Asheboro Middle	Piedmont-Triad	0	Y	Y	Y
Richmond County Schools	770310	East Rockingham Elementary	Sandhills	0	Y	Y	Y
Richmond County Schools	770346	Monroe Avenue Elementary	Sandhills	0	Y	Y	
Richmond County Schools	770364	Cordova Middle	Sandhills	0	Y	Y	
Richmond County Schools	770368	West Rockingham Elementary	Sandhills	0	Y		Y
Richmond County Schools	770370	Washington Street Elementary	Sandhills	0	Y	Y	Y

Public Schools of Robeson County	780320	Deep Branch Elementary	Sandhills	0	Y	Y	Y
Public Schools of Robeson County	780325	Fairmont High	Sandhills	0		Y	Y
Public Schools of Robeson County	780326	Fairmont Middle	Sandhills	0	Y	Y	Y
Public Schools of Robeson County	780328	Fairgrove Elementary School	Sandhills	0	Y	Y	Y
Public Schools of Robeson County	780330	L Gilbert Carroll	Sandhills	0	Y	Y	Y
Public Schools of Robeson County	780336	Littlefield Middle	Sandhills	0	Y	Y	Y
Public Schools of Robeson County	780340	Long Branch Elementary	Sandhills	0	Y	Y	Y
Public Schools of Robeson County	780352	Orrum Middle	Sandhills	0	Y	Y	Y
Public Schools of Robeson County	780360	Parkton Elementary	Sandhills	0		Y	Y
Public Schools of Robeson County	780364	Pembroke Elementary	Sandhills	0	Y	Y	Y
Public Schools of Robeson County	780368	Pembroke Middle	Sandhills	0	Y	Y	Y
Public Schools of Robeson County	780374	Peterson Elementary	Sandhills	0	Y	Y	Y
Public Schools of Robeson County	780376	Piney Grove Elementary	Sandhills	0		Y	Y

Public Schools of Robeson County	780392	Rex-Rennert Elementary	Sandhills	0		Y	Y
Public Schools of Robeson County	780393	Red Springs Middle	Sandhills	0	Y	Y	Y
Public Schools of Robeson County	780394	Rosenwald Elementary	Sandhills	0	Y	Y	Y
Public Schools of Robeson County	780398	Rowland Norment Elementary	Sandhills	0	Y	Y	
Public Schools of Robeson County	780400	Saint Pauls Elementary	Sandhills	0	Y	Y	Y
Public Schools of Robeson County	780403	Saint Pauls Middle	Sandhills	0	Y	Y	Y
Public Schools of Robeson County	780408	Southside Ashpole Elementary	Sandhills	0	Y	Y	Y
Public Schools of Robeson County	780410	Townsend Elementary	Sandhills	0	Y	Y	Y
Public Schools of Robeson County	780417	W H Knuckles	Sandhills	0	Y	Y	Y
Public Schools of Robeson County	780421	South Robeson Middle School	Sandhills	0		Y	Y
Rockingham County Schools	790310	Central Elementary	Piedmont-Triad	0	Y		Y
Rockingham County Schools	790330	J E Holmes Middle	Piedmont-Triad	0	Y	Y	Y
Rockingham County Schools	790350	Monroeton Elementary	Piedmont-Triad	0		Y	Y
Rockingham County Schools	790358	Moss Street Elementary	Piedmont-Triad	0	Y	Y	

Rockingham County Schools	790362	John W Dillard Academy	Piedmont-Triad	0	Y		Y
Rockingham County Schools	790366	Reidsville High	Piedmont-Triad	0	Y	Y	Y
Rockingham County Schools	790374	Reidsville Middle	Piedmont-Triad	0	Y	Y	Y
Rockingham County Schools	790386	South End Elementary	Piedmont-Triad	0	Y		Y
Rockingham County Schools	790402	Williamsburg Elementary	Piedmont-Triad	0	Y	Y	Y
Rowan-Salisbury Schools	800314	Erwin Middle	Southwest	0	Y	Y	Y
Rowan-Salisbury Schools	800315	Overton Elementary	Southwest	0	Y	Y	Y
Rowan-Salisbury Schools	800316	China Grove Elementary	Southwest	0	Y		Y
Rowan-Salisbury Schools	800320	China Grove Middle	Southwest	0	Y	Y	Y
Rowan-Salisbury Schools	800328	Corriher Lipe Middle	Southwest	0	Y	Y	Y
Rowan-Salisbury Schools	800346	Koontz Elementary	Southwest	0	Y	Y	Y
Rowan-Salisbury Schools	800356	Granite Quarry Elementary	Southwest	0	Y		Y
Rowan-Salisbury Schools	800358	Isenberg Elementary	Southwest	0	Y		Y
Rowan-Salisbury Schools	800359	Dole Elementary	Southwest	0	Y	Y	Y
Rowan-Salisbury Schools	800360	Hurley Elementary	Southwest	0	Y	Y	Y
Rowan-Salisbury Schools	800362	Knollwood Elementary	Southwest	0	Y	Y	Y
Rowan-Salisbury Schools	800368	Morgan Elementary	Southwest	0	Y	Y	
Rowan-Salisbury Schools	800373	North Rowan Elementary	Southwest	0	Y	Y	Y
Rowan-Salisbury Schools	800376	North Rowan High	Southwest	0	Y	Y	Y

Rowan-Salisbury Schools	800377	North Rowan Middle	Southwest	0		Y	Y
Rowan-Salisbury Schools	800396	Salisbury High	Southwest	0		Y	Y
Rowan-Salisbury Schools	800398	Southeast Middle	Southwest	0	Y	Y	Y
Rowan-Salisbury Schools	800400	South Rowan High	Southwest	0		Y	Y
Rowan-Salisbury Schools	800406	West Rowan Elementary	Southwest	0		Y	Y
Rowan-Salisbury Schools	800408	West Rowan High	Southwest	0	Y	Y	Y
Rowan-Salisbury Schools	800410	West Rowan Middle	Southwest	0	Y	Y	Y
Rowan-Salisbury Schools	800500	Summit Virtual Academy	Southwest	0	Y	Y	Y
Rutherford County Schools	810342	East Rutherford Middle School	Western	0	Y	Y	Y
Rutherford County Schools	810396	Spindale Elementary School	Western	0	Y	Y	
Sampson County Schools	820347	Hobbs Middle	Sandhills	0	Y	Y	Y
Sampson County Schools	820370	Union Middle	Sandhills	0	Y	Y	Y
Sampson County Schools	820372	Roseboro-Salemburg Middle	Sandhills	0	Y	Y	Y
Sampson County Schools	820385	Union Intermediate	Sandhills	0	Y	Y	
Clinton City Schools	821320	Sampson Middle	Sandhills	0	Y	Y	Y
Scotland County Schools	830304	Carver Middle	Sandhills	0	Y	Y	Y
Scotland County Schools	830328	Laurel Hill Elementary	Sandhills	0	Y	Y	Y
Scotland County Schools	830343	Scotland High School	Sandhills	0		Y	Y
Scotland County Schools	830349	Spring Hill Middle	Sandhills	0	Y	Y	Y

Scotland County Schools	830360	Wagram Elementary	Sandhills	0	Y	Y	Y
Scotland County Schools	830364	Sycamore Lane Elementary	Sandhills	0	Y	Y	Y
Stanly County Schools	840302	Albemarle High	Southwest	0		Y	Y
Stanly County Schools	840303	Albemarle Middle	Southwest	0	Y	Y	Y
Stanly County Schools	840310	Central Elementary	Southwest	0	Y		Y
Stanly County Schools	840316	East Albemarle Elementary	Southwest	0	Y	Y	Y
Stanly County Schools	840328	North Stanly Middle	Southwest	0		Y	Y
Stanly County Schools	840366	Stanly County Virtual Education	Southwest	0		Y	Y
Stokes County Schools	850350	Southeastern Stokes Middle School	Piedmont-Triad	0	Y	Y	Y
Stokes County Schools	850354	London Elementary School	Piedmont-Triad	0	Y	Y	Y
Surry County Schools	860320	Flat Rock Elementary	Piedmont-Triad	0	Y	Y	
Swain County Schools	870320	Swain County East Elementary	Western	5	Y	Y	
Tyrrell County Schools	890306	Columbia Middle	Northeast	0	Y		Y
Tyrrell County Schools	890308	Tyrrell Elementary	Northeast	0	Y	Y	
Union County Public Schools	900306	East Elementary	Southwest	0	Y	Y	Y
Union County Public Schools	900308	East Union Middle	Southwest	0	Y		Y
Union County Public Schools	900314	Monroe Middle	Southwest	0	Y	Y	Y
Union County Public Schools	900336	Monroe High	Southwest	0	Y	Y	Y
Union County Public Schools	900346	Parkwood Middle	Southwest	0		Y	Y

Union County Public Schools	900362	Sun Valley Middle	Southwest	0		Y	Y
Union County Public Schools	900370	Walter Bickett Elementary	Southwest	0	Y	Y	Y
Vance County Schools	910308	Carver Elementary	North Central	0	Y	Y	Y
Vance County Schools	910311	Clarke Elementary	North Central	0	Y	Y	Y
Vance County Schools	910314	Dabney Elementary	North Central	0	Y	Y	Y
Vance County Schools	910316	Vance County Middle School	North Central	0		Y	Y
Vance County Schools	910340	New Hope Elementary	North Central	0	Y	Y	
Vance County Schools	910346	E O Young Jr Elementary	North Central	0		Y	Y
Vance County Schools	910356	Pinkston Street Elementary	North Central	0		Y	Y
Vance County Schools	910369	Vance Virtual Village Academy	North Central	0	Y	Y	Y
Vance County Schools	910370	Vance County High School	North Central	0	Y	Y	Y
Vance County Schools	910376	L B Yancey Elementary	North Central	0	Y	Y	Y
Vance County Schools	910380	Zeb Vance Elementary	North Central	0	Y	Y	Y
Wake County Schools	920320	Aversboro Elementary	North Central	0	Y		Y
Wake County Schools	920326	Baileywick Road Elementary	North Central	0	Y	Y	Y
Wake County Schools	920336	Brentwood Elementary	North Central	0	Y	Y	Y
Wake County Schools	920352	Bugg Elementary	North Central	0	Y	Y	Y
Wake County Schools	920360	Carroll Middle	North Central	0	Y	Y	Y
Wake County Schools	920370	Centennial Campus Middle	North Central	0	Y	Y	Y

Wake County Schools	920393	Dillard Drive Elementary	North Central	0		Y	Y
Wake County Schools	920394	Dillard Drive Middle	North Central	0	Y		Y
Wake County Schools	920398	Durant Road Elementary	North Central	0		Y	Y
Wake County Schools	920399	Durant Road Middle	North Central	0		Y	Y
Wake County Schools	920403	East Garner Elementary	North Central	0	Y		Y
Wake County Schools	920404	East Garner Middle	North Central	0	Y	Y	Y
Wake County Schools	920408	East Millbrook Middle	North Central	0		Y	Y
Wake County Schools	920410	Neuse River Middle	North Central	0	Y	Y	Y
Wake County Schools	920415	Fox Road Elementary	North Central	0	Y	Y	Y
Wake County Schools	920446	Hodge Road Elementary	North Central	0	Y	Y	Y
Wake County Schools	920464	Knightdale Elementary	North Central	0	Y		Y
Wake County Schools	920466	Knightdale High	North Central	0		Y	Y
Wake County Schools	920496	Millbrook Elementary	North Central	0		Y	Y
Wake County Schools	920512	North Garner Middle	North Central	0	Y	Y	Y
Wake County Schools	920547	Rogers Lane Elementary	North Central	0	Y	Y	Y
Wake County Schools	920549	River Bend Middle	North Central	0	Y	Y	Y
Wake County Schools	920560	Smith Elementary	North Central	0	Y		Y
Wake County Schools	920562	Southeast Raleigh High	North Central	0	Y		Y
Wake County Schools	920563	Southeast Raleigh Elementary	North Central	0	Y	Y	Y

Wake County Schools	920570	Timber Drive Elementary	North Central	0		Y	Y
Wake County Schools	920592	Wake Forest Middle School	North Central	0	Y	Y	Y
Wake County Schools	920599	Walnut Creek Elementary	North Central	0	Y	Y	Y
Wake County Schools	920600	Wendell Elementary	North Central	0	Y	Y	Y
Wake County Schools	920601	Wendell Middle	North Central	0	Y	Y	Y
Wake County Schools	920616	Wilburn Elementary	North Central	0	Y	Y	Y
Wake County Schools	920618	Wildwood Forest Elementary	North Central	0	Y	Y	Y
Wake County Schools	920632	Zebulon Elementary	North Central	0	Y	Y	Y
Wake County Schools	920636	Zebulon Middle	North Central	0	Y	Y	
Warren County Schools	930330	Mariam Boyd Elementary	North Central	0	Y	Y	Y
Warren County Schools	930340	Northside Elementary	North Central	0	Y	Y	Y
Warren County Schools	930348	Vaughan Elementary	North Central	0		Y	Y
Warren County Schools	930352	Warren County High	North Central	0	Y	Y	Y
Warren County Schools	930354	Warren County Middle	North Central	0	Y	Y	Y
Washington County Schools	940314	Washington County Elementary School	Northeast	0	Y		Y
Washington County Schools	940316	Washington County High	Northeast	0	Y	Y	Y
Wayne County Public Schools	960312	Brogden Middle	Southeast	0	Y		Y
Wayne County Public Schools	960314	Brogden Primary	Southeast	0	Y	Y	Y
Wayne County Public Schools	960318	Carver Heights Elementary	Southeast	0	Y	Y	Y

Wayne County Public Schools	960326	Dillard Middle	Southeast	0		Y	Y
Wayne County Public Schools	960329	Eastern Wayne Elementary	Southeast	0	Y	Y	Y
Wayne County Public Schools	960331	Eastern Wayne Middle	Southeast	0		Y	Y
Wayne County Public Schools	960335	Goldsboro High	Southeast	0	Y	Y	Y
Wayne County Public Schools	960338	Grantham Middle	Southeast	0	Y	Y	Y
Wayne County Public Schools	960380	Southern Wayne High	Southeast	0		Y	Y
Wayne County Public Schools	960388	Tommy's Road Elementary	Southeast	0	Y	Y	Y
Wayne County Public Schools	960450	Northeast Elementary	Southeast	0		Y	Y
Wilkes County Schools	970308	Boomer-Ferguson Elementary School	Northwest	2	Y	Y	Y
Wilkes County Schools	970312	C C Wright Elementary School	Northwest	2	Y	Y	Y
Wilkes County Schools	970348	Mountain View Elementary School	Northwest	2	Y	Y	
Wilkes County Schools	970389	West Wilkes Middle School	Northwest	2	Y	Y	
Wilson County Schools	980308	B O Barnes Elementary	North Central	0		Y	Y
Wilson County Schools	980317	Charles H Darden Middle	North Central	0		Y	Y
Wilson County Schools	980357	Vick Elementary	North Central	0	Y	Y	Y
Yadkin County Schools	990325	Starmount Middle	Piedmont-Triad	0	Y	Y	
Yadkin County Schools	990328	West Yadkin Elementary	Piedmont-Triad	0	Y	Y	
Yadkin County Schools	990336	Yadkinville Elementary	Piedmont-Triad	0	Y	Y	
Yancey County Schools	995312	Burnsville Elementary	Northwest	34	Y	Y	

Appendix D. 2024 - 25 Continually Low-Performing Charter Schools List

A continually low-performing charter school is identified as low-performing in any two of the last three years. The years used for this list are the 2022–23, 2023–24, and 2024–25 school years. A low-performing charter has a school performance grade of 'D' or 'F', and a growth status of 'Met' or 'Not Met'.

District Name	School Code	School Name	State Board Region	Missed Days Due to Hurricane Helene	Low Performing 2024–25	Low Performing 2023–24	Low Performing 2022–23
Charter Schools	00A000	North Carolina Cyber Academy	Virtual	0	Y	Y	Y
Charter Schools	00B000	NC Virtual Academy	Virtual	0	Y	Y	
Charter Schools	01F000	Alamance Community School	Piedmont-Triad	0	Y	Y	
Charter Schools	13B000	Valor Preparatory Academy	Southwest	0	Y	Y	Y
Charter Schools	13C000	A.C.E. Academy	Southwest	0	Y	Y	Y
Charter Schools	14B000	Oak Hill Charter School	Northwest	5	Y	Y	Y
Charter Schools	24N000	Classical Charter Schools of Whiteville	Sandhills	0		Y	Y
Charter Schools	26C000	The Capitol Encore Academy	Sandhills	0	Y	Y	Y
Charter Schools	32C000	Community School of Digital & Visual Art	North Central	0	Y		Y
Charter Schools	32D000	Kestrel Heights School	North Central	0	Y		Y
Charter Schools	32H000	Research Triangle Charter	North Central	0	Y	Y	
Charter Schools	32M000	Global Scholars Academy	North Central	0		Y	Y
Charter Schools	32R000	Excelsior Classical Academy	North Central	0	Y		Y

Charter Schools	32S000	KIPP Durham College Preparatory	North Central	0		Y	Y
Charter Schools	34D000	Carter G. Woodson School	Piedmont-Triad	0	Y		Y
Charter Schools	34F000	Forsyth Academy	Piedmont-Triad	0	Y	Y	Y
Charter Schools	41C000	Guilford Preparatory Academy	Piedmont-Triad	0		Y	Y
Charter Schools	41H000	College Prep and Leadership Academy	Piedmont-Triad	0		Y	Y
Charter Schools	41M000	Next Generation Academy	Piedmont-Triad	0	Y	Y	Y
Charter Schools	41N000	The Experiential School of Greensboro	Piedmont-Triad	0	Y	Y	Y
Charter Schools	41R000	Summit Creek Academy	Piedmont-Triad	0	Y		Y
Charter Schools	42A000	KIPP Halifax College Preparatory	Northeast	0	Y	Y	Y
Charter Schools	43D000	Achievement Charter Academy	North Central	0	Y	Y	Y
Charter Schools	49B000	American Renaissance School	Southwest	0	Y		Y
Charter Schools	49G000	Iredell Charter Academy of Arts & Science	Southwest	0	Y	Y	
Charter Schools	53C000	Rising Leaders Academy	North Central	0	Y	Y	
Charter Schools	60K000	Charlotte Secondary	Southwest	0	Y	Y	
Charter Schools	60L000	KIPP Charlotte	Southwest	0	Y		Y
Charter Schools	60N000	American Leadership Academy Charlotte	Southwest	0	Y	Y	Y
Charter Schools	61J000	Lakeside Charter Academy	Southwest	0		Y	Y

Charter Schools	61K000	United Community School	Southwest	0	Y	Y	Y
Charter Schools	61M000	Charlotte Lab School	Southwest	0	Y		Y
Charter Schools	61N000	TMSA Charlotte	Southwest	0	Y		Y
Charter Schools	61T000	Movement Charter School	Southwest	0	Y		Y
Charter Schools	61Y000	Steele Creek Preparatory Academy	Southwest	0	Y	Y	Y
Charter Schools	62A000	Tillery Charter Academy	Sandhills	0	Y	Y	Y
Charter Schools	62M000	Bonnie Cone Leadership Academy	Sandhills	0	Y	Y	
Charter Schools	62N000	Aspire Trade High	Sandhills	0	Y	Y	
Charter Schools	64A000	Rocky Mount Preparatory	North Central	0		Y	Y
Charter Schools	65B000	Wilmington Preparatory Academy	Southeast	0	Y	Y	Y
Charter Schools	65C000	Classical Charter Schools of Wilmington	Southeast	0	Y	Y	Y
Charter Schools	67B000	Z.E.C.A. School of Arts and Technology	Southeast	0		Y	Y
Charter Schools	76A000	Uwharrie Charter Academy	Piedmont-Triad	0	Y	Y	Y
Charter Schools	78A000	CIS Academy	Sandhills	0	Y	Y	
Charter Schools	79C000	Legacy Classical Academy	Piedmont-Triad	0	Y	Y	
Charter Schools	90D000	Monroe Charter Academy	Southwest	0	Y	Y	Y
Charter Schools	92M000	PreEminent Charter	North Central	0	Y	Y	Y
Charter Schools	93A000	Haliwa-Saponi Tribal School	North Central	0	Y	Y	Y

Charter Schools	96C000	Dillard Academy	Southeast	0	Y	Y	Y
Charter Schools	96F000	Wayne Preparatory Academy	Southeast	0		Y	Y