

TMSA Charlotte

Improvement Status

April, 2025



**TMSA
CHARLOTTE**
Science. Wisdom. Peace.

MEETING THE STUDENTS NEEDS

- After School Tutoring
- Intervention Classes
- Pull-out Support
- Saturday Academy



**Accelerated
Programs**



**Remedial
Programs**



- STAR LEAGUE
- Extra Curriculars
- Competition Prep
- Leadership Programs

MISSION

Through STEAM-focused academics, character education, social-emotional learning, and strong family support, TMSA prepares students to succeed in careers and to thrive as leaders in our diverse and technology-based society.

VISION

As a premier provider of STEAM education in North Carolina, TMSA educates the next generation of leaders to succeed in careers and contribute positively to their communities and the world.

CORE VALUES

Inclusion: We seek to understand and value diverse perspectives, treat others with dignity and respect, and collaborate to find solutions which benefit and are equitable to all.

Creativity: We learn, imagine, question, and explore the world with open minds. We are comfortable with ambiguity.

Integrity: We are honest, take full ownership over our actions and choices, and have the courage to do the right thing.

Leadership: Students are empowered to be proactive leaders in our schools and communities, making meaningful choices and developing independence.

Empathy: We are compassionate and kind, respecting and nurturing the wellbeing of all individuals.



TMSA APEX



TMSA CHARLOTTE



TMSA TRIAD



TMSA TRIANGLE



EXCELLENCE IN STEAM

With a focus on science, technology, engineering, the arts, and math, TMSA graduates are prepared to solve the challenges of tomorrow and to succeed on any path they choose -- in college, careers, and life.

WHOLE-CHILD FOCUS

Alongside rigorous academics, TMSA creates well-rounded human beings through character education, social-emotional learning, ethics, and athletics.

INCLUSIVE COMMUNITY

We celebrate our schools' diversity as a strength, ensuring all are welcome, included, and feel safe to maximize their potential and to shape a better world.

KEY PRIORITIES

Academic Excellence:

Create a culture committed to STEAM excellence so that all students can realize their potential.

Inclusive Community:

Foster an inclusive community that celebrates diversity, creates a safe and nurturing learning environment, and ensures that all members of the TMSA community have the resources and support they need to thrive.

Effective STEAM Partnerships:

Develop and maintain effective external partnerships that connect innovators, expertise, and entrepreneurs in the STEAM field to our students, staff, and communities.

Effective and Efficient Governance, Operations, and Management:

Increase the leadership and governance capacity of the TMSA Board and Leadership Team to implement, monitor, and assess the strategic goals and key priority indicators, and develop sound accountability and transparency mechanisms and best-practice procedures



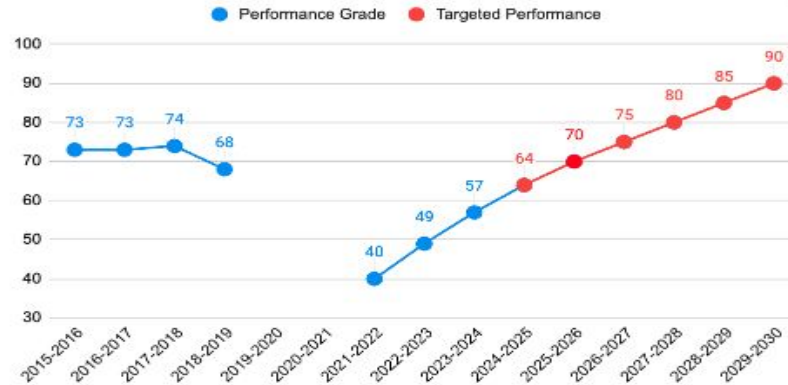
PROGRESS

Academic Year	Performance Grade	Academic Growth	School Grade
2029-2030	90	95	A
2028-2029	85	95	A
2027-2028	80	95	A
2026-2027	75	95	A
2025-2026	70	95	B
2024-2025	64	85	C
2023-2024	57	76.6	C
2022-2023	49	64.8	D
2021-2022	40	53.3	D
2020-2021	N/A	N/A	N/A
2019-2020	N/A	N/A	N/A
2018-2019	68	65.4	C
2017-2018	74	77.9	B
2016-2017	73	74.1	B
2015-2016	73	74.5	B

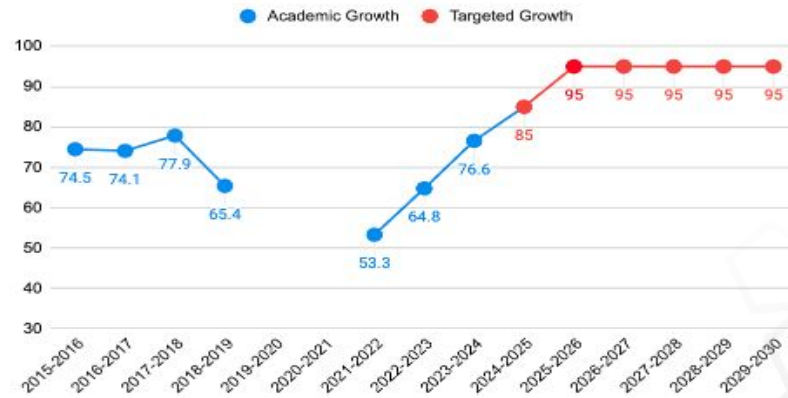
2021-22 SPG Scale
 A = 85-100
 B = 70-84
 C = 55-69
 D = 40-54
 F = 0-39
 I = Insufficient Data
 ALT = Alternative School

GRAPHS

Performance Grade



Academic Growth



TRENDS / OUTCOMES
KEY STRATEGIC ISSUES / SOLUTIONS

Performance Grade Trends:
 Steady increase in performance grades is observed from the 2021-2022 academic year (40) to the current year, 2023-2024 (57). The school grade improved from D to C in 2023-2024, reflecting a positive trend in both performance grade and academic growth. The targeted performance grade for upcoming years suggests a strong upward trajectory, aiming for 90 by 2029-2030.

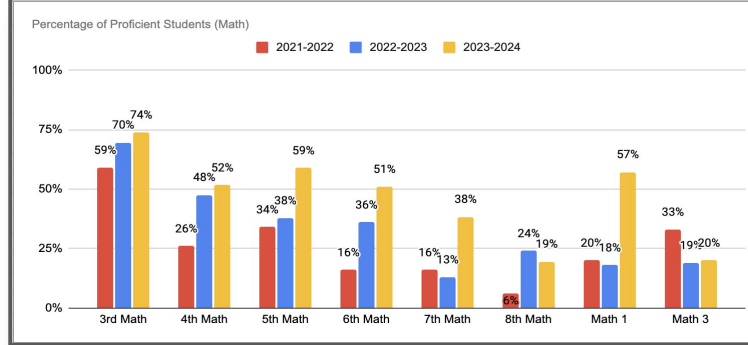
Academic Growth Trends:
 Significant improvement in academic growth from 53.3 in 2021-2022 to 76.6 in 2023-2024.

Projection Highlights:
 The long-term projections indicate consistent annual growth in both performance grades and academic growth.

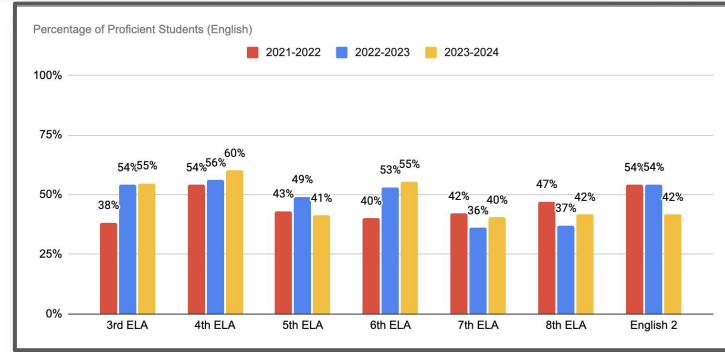
Sustainability of Growth:
 The projections assume consistent improvement. However, maintaining such growth may require substantial efforts in faculty training, student engagement, and curriculum enhancements.

Early-Grade Underperformance:
 The school's historical performance and growth indicators reveal weaknesses in foundational skills for students in earlier grades, impacting long-term progress.

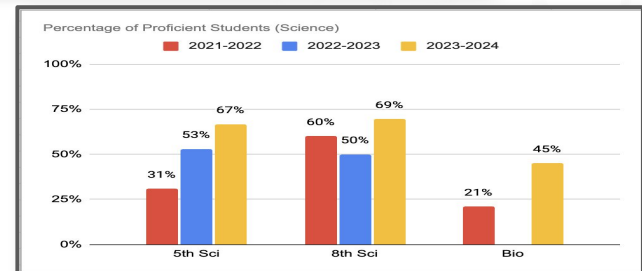
Subject	2021-2022 % of (3+) *Summer	2022-2023 % of (3+) *Summer	2023-2024 % of (3+) *Summer
3rd Math	59%	70%	74%
4th Math	26%	48%	52%
5th Math	34%	38%	59%
6th Math	16%	36%	51%
7th Math	16%	13%	38%
8th Math	6%	24%	19%
Math 1	20%	18%	57%
Math 3	33%	19%	20%



Subject	2021-2022 % of (3+) *Summer	2022-2023 % of (3+) *Summer	2023-2024 % of (3+) *Summer
3rd ELA	38%	54%	55%
4th ELA	54%	56%	60%
5th ELA	43%	49%	41%
6th ELA	40%	53%	55%
7th ELA	42%	36%	40%
8th ELA	47%	37%	42%
English 2	54%	54%	42%



Subject	2021-2022 % of (3+) *Summer	2022-2023 % of (3+) *Summer	2023-2024 % of (3+) *Summer
5th Sci	31%	53%	67%
8th Sci	60%	50%	69%
Bio	21%	-%	45%



SUBGROUP DATA



Enrollment by subgroup	
Total Enrollment	722
Economically disadvantaged	39.5%
English learners	13%
Students with disabilities	6%

Subgroup	2023-24 Accountability			2023-24 Proficiency		
	Achievement	Growth	Overall	Reading	Math	Science
Black	43.6	76.6 (Met)	50 (D)	43%	40%	43%
Hispanic	51.4		51 (D)	51%	46%	
EDS	39.7	73.6 (Met)	46 (D)	38%	38%	58%
EL	60.6		61 (C)	49%	71%	81%
SWD						



Academic Year	EL Progress
2023-2024	46.4
2022-2023	27.3
2021-2022	40.8

Overall state test proficiency by subgroup				
Subgroup	2021-22	2022-23	2023-24	YOY
Black	26%	31%	43%	12%
Hispanic	30%	41%	53%	12%
EDS	23%	33%	39%	6%
EL	40%	47%	62%	15%
SWD	7%	6%	13%	7%



Ongoing efforts and next steps

Challenges:

- Staff Mobility
- Student Retention
- Secondary Campus

Remedies :

- \$5K Bonus, Supports, PDs
- Surveys, Interventions
- Addition of 2 New Campuses

Current Status :

- Closing on the buildings completed
- 2 New principals have been hired for the new campuses
- More than 50% of the 80 new staff members have been hired so far
- 1,200 new applications have been received so far
- Improvements and renovations are underway

