

# Educator Preparation Program Reporting

*Dr. Andrew Sioberg*  
*Director of Educator Preparation*



**NORTH CAROLINA**  
State Board of Education  
Department of Public Instruction



**NORTH CAROLINA**  
State Board of Education  
Department of Public Instruction

# Reporting Obligations

- 115C-269.35(b) The State Board shall require all recognized EPPs to submit annual performance reports.
- 115C-269.50 The State Board shall make the report cards available to the public through the State Board's Internet Web site on an annual basis beginning December 15, 2019, and shall submit the report to the Joint Legislative Education Oversight Committee annually by that date.



# On the NCDPI Website

- Both EPP Performance Reports and the dashboard on EPP Report Card Information are located on the NCDPI website at:

<https://go.ncdpi.gov/EPPDashboardHome>



# NC EPP Dashboard

- Enrollment
- Prior Academic Preparation
- Candidate Satisfaction
- Initial License Rate
- License Exam Pass Rates
- NC Employment and Retention
- Teaching Performance
- Student Growth
- Employer Satisfaction



# EPP Dashboard

## EPP Dashboard Table of Contents

Clickable catalog of dashboards on the state of educator preparation in NC

[Click to learn more about NC EPPs](#)

[Program Narratives](#)

[Community Partnerships](#)

[Faculty & Completion](#)

[License Pass Rates](#)

NCDPI  
Educator Preparation  
Program Dashboard

### OVERVIEW

Welcome to the NCDPI's EPP Dashboard, a comprehensive set of interactive data displays illuminating educator preparation in our state.

The dashboard covers a number of topics, tracing candidates from enrollment to license exams to effectiveness in the classroom.

For each topic, you will be able to compare results for all EPPs or just the ones that interest you. You can fine-tune your results by type of EPP, candidate pathway to licensure, licensure group, race/ethnicity, and/or gender.

Get started by clicking on one of the cards to right!

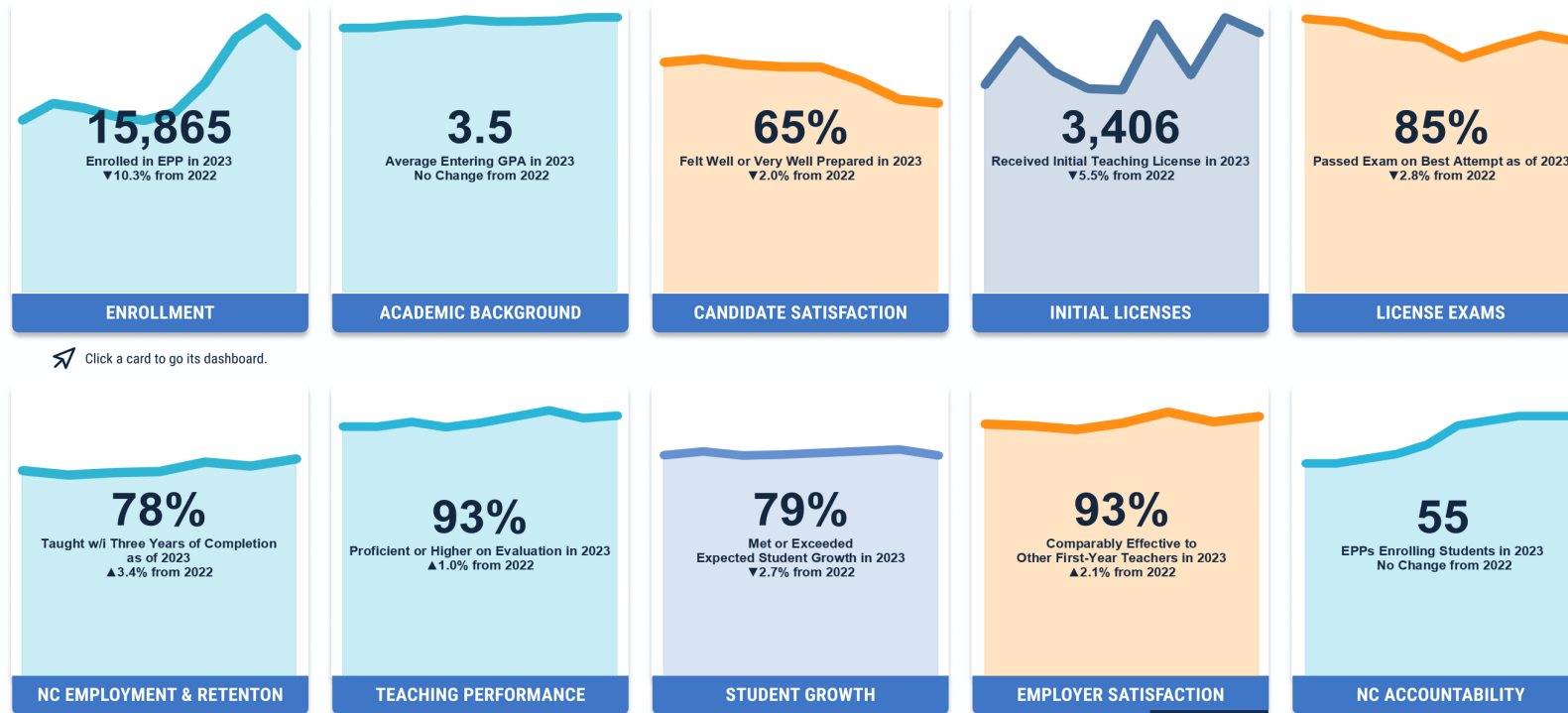
For more information on EPPs in our state, visit NCDPI's educator preparation page.

If you are someone interested in a career in teaching, visit TeachNC.

For questions about the policies behind the numbers, contact Andrew Sioberg, NCDPI Director of Educator Preparation, at [andrew.sioberg@dpi.nc.gov](mailto:andrew.sioberg@dpi.nc.gov).

### Explore These Trends in Educator Preparation

2014-2023



# Key Findings



# OVERALL ENROLLMENT

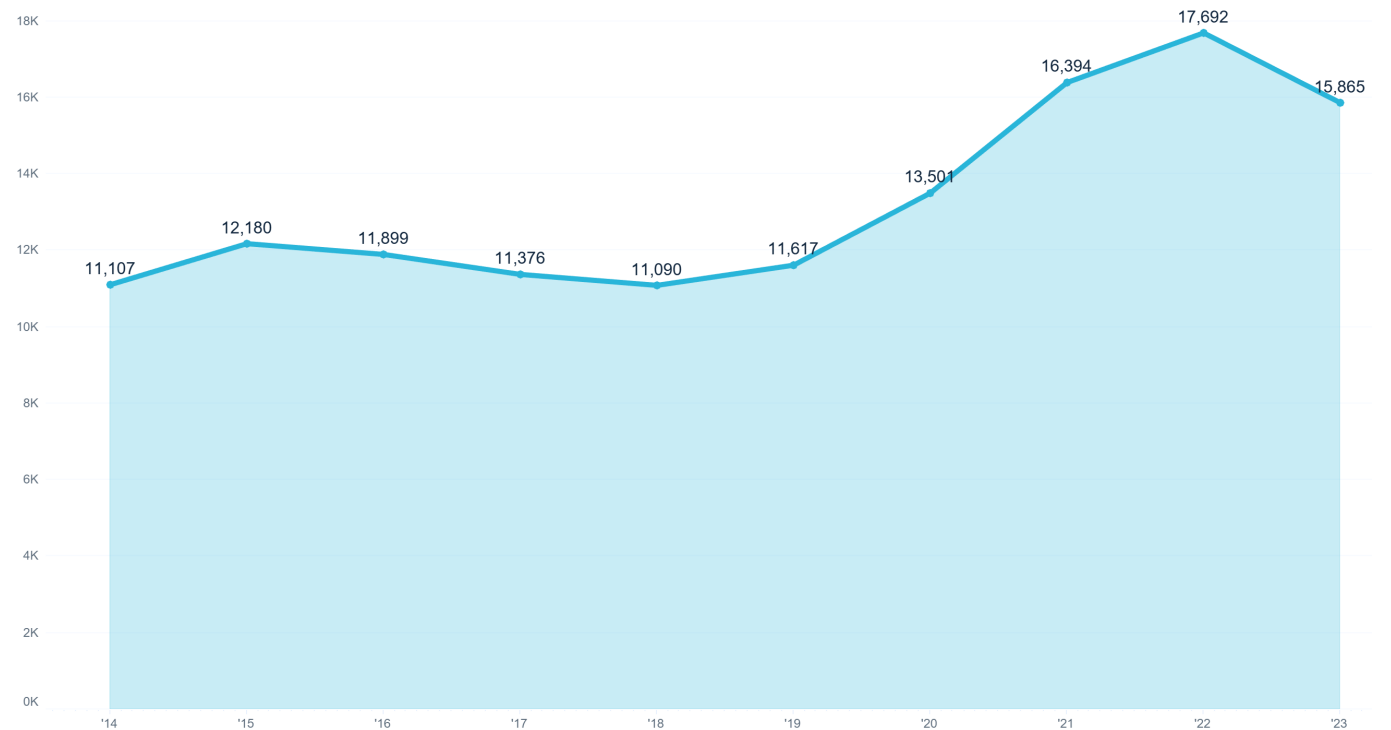
**55** EPPs enrolled a total of **15,865** candidates pursuing initial teaching licenses in 2022-23.

▼ **10%** from 2021-2022

▲ **43%** over 10-yr period

BY ALL

**All Enrolled Candidates**  
Count by year





# NEW ENROLLMENTS

**5,020** entered pipeline in 2022-2023

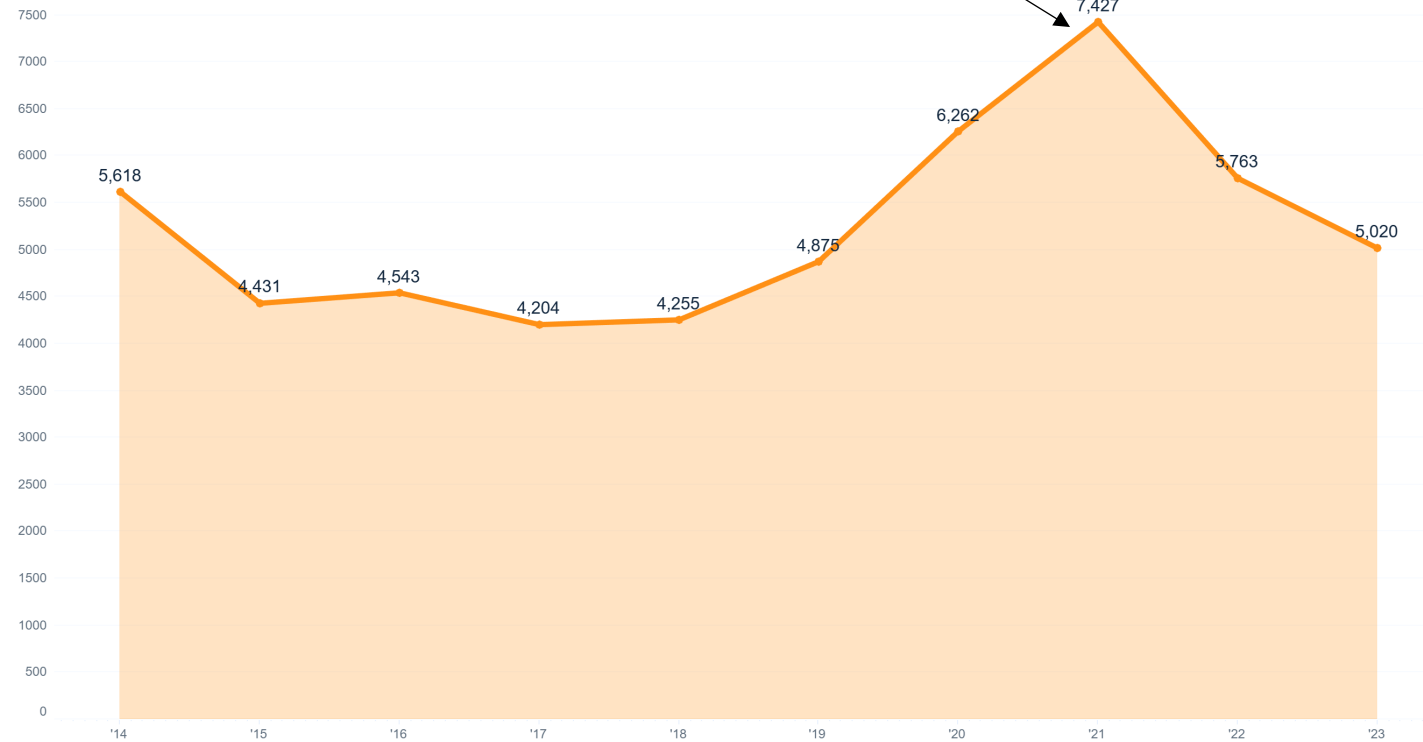
▼ **11%** from 2021-2022

Trend normalizing after COVID waiver

BY ALL

Candidates in First Year of Program  
Count by year

COVID Waiver in Place (2020-21)



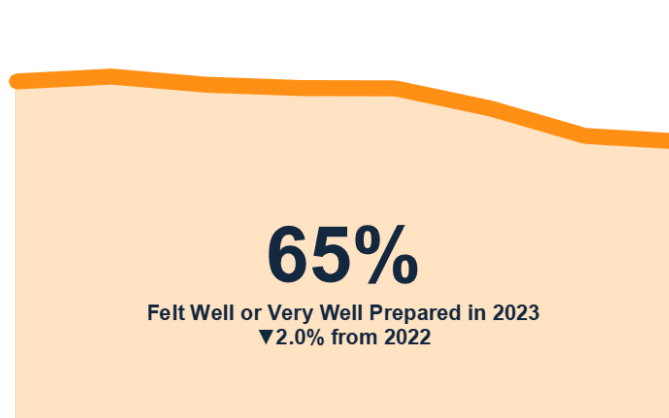
# OUTCOMES

## 10-yr trends

- Candidate satisfaction down, primarily driven by introduction of literacy questions
- School-based outcomes relatively stable; will monitor employer satisfaction

### Candidate Satisfaction

Percentage of teaching tasks for which candidates were "Well" or "Very-Well" prepared, by year of survey.



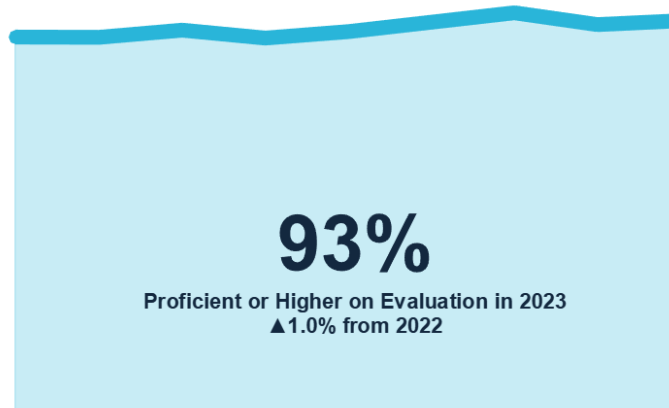
### Employer Satisfaction

Percentage of teaching tasks on which candidates were comparable or better than the average first year teacher, by year of survey.



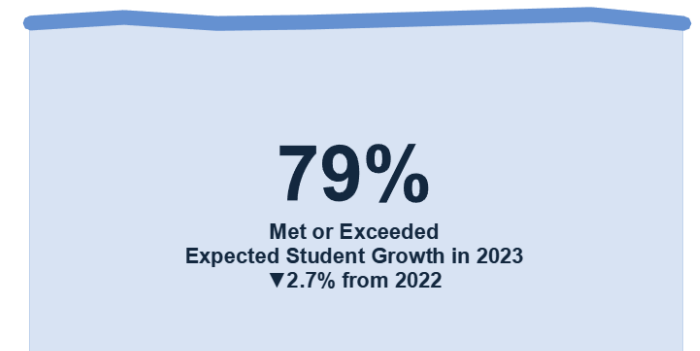
### Teaching Performance

Percentage of candidates Proficient or above on all evaluation standards in the year following EPP Completion, by NCEES year.



### Student Growth

Percentage of candidates Meeting or Exceeding Student Growth expectations in the year following EPP Completion, by EVAAS year.



# Questions?

