

GCS DATA

September 2023



9/29/2023

WHITNEY OAKLEY, ED.D. | SUPERINTENDENT

Outstanding Students



6

STUDENTS

Were 2022-2023
National Merit
Scholarship program
finalists



37

STUDENTS

Selected for 2023
Governor's School of
North Carolina



111K+

STUDENT SERVICE
LEARNING HOURS

More than \$3.3 million
in economic impact in
2022-2023

TRIAD
BUSINESS JOURNAL

Education

Early College at Guilford repeats as
top-ranked U.S. high school; 18
other Triad schools rank in NC top
100



Outstanding Schools

48

MAGNET/CHOICE
SCHOOLS

With 66 programs
Across elementary,
middle and high
school

289

CAREER &
TECHNICAL
EDUCATION (CTE)

Courses offered in
51 schools
Including artificial intelligence,
nursing, drone supply chain and
logistics, advanced manufacturing,
culinary arts, aviation, and
engineering, among others.

Early College at
Guilford

#1
IN THE NATION

#1 in North Carolina for the
fourth year in a row. Ranked the
ninth-best STEM high school in
the nation.

18

STATE SCHOOLS
OF CHARACTER

13

NATIONAL
SCHOOLS OF
CHARACTER

Since 2014

2

NATIONALLY
RECOGNIZED

Visual and
performing-arts
high schools



Intensive Tutoring Program (2022-2023)



700+
TUTORS

11,641
STUDENTS

161,599
STUDENT
HOURS

305K+
STUDENT
SESSIONS

Learning Hubs (2022-2023)

7,854
STUDENTS



signed up to accelerate learning outside school hours with certified teachers

\$2.2M
GRANT



Kathy Manning secured a federal grant to expand learning hubs to middle schools

Closing the Digital Divide

79K+
DEVICES



purchased and distributed to students and instructional staff

70+
"SMART"
BUSES



deployed to apartment complexes, mobile home parks, and communities lacking broadband

1,409
MiFi
Hotspots



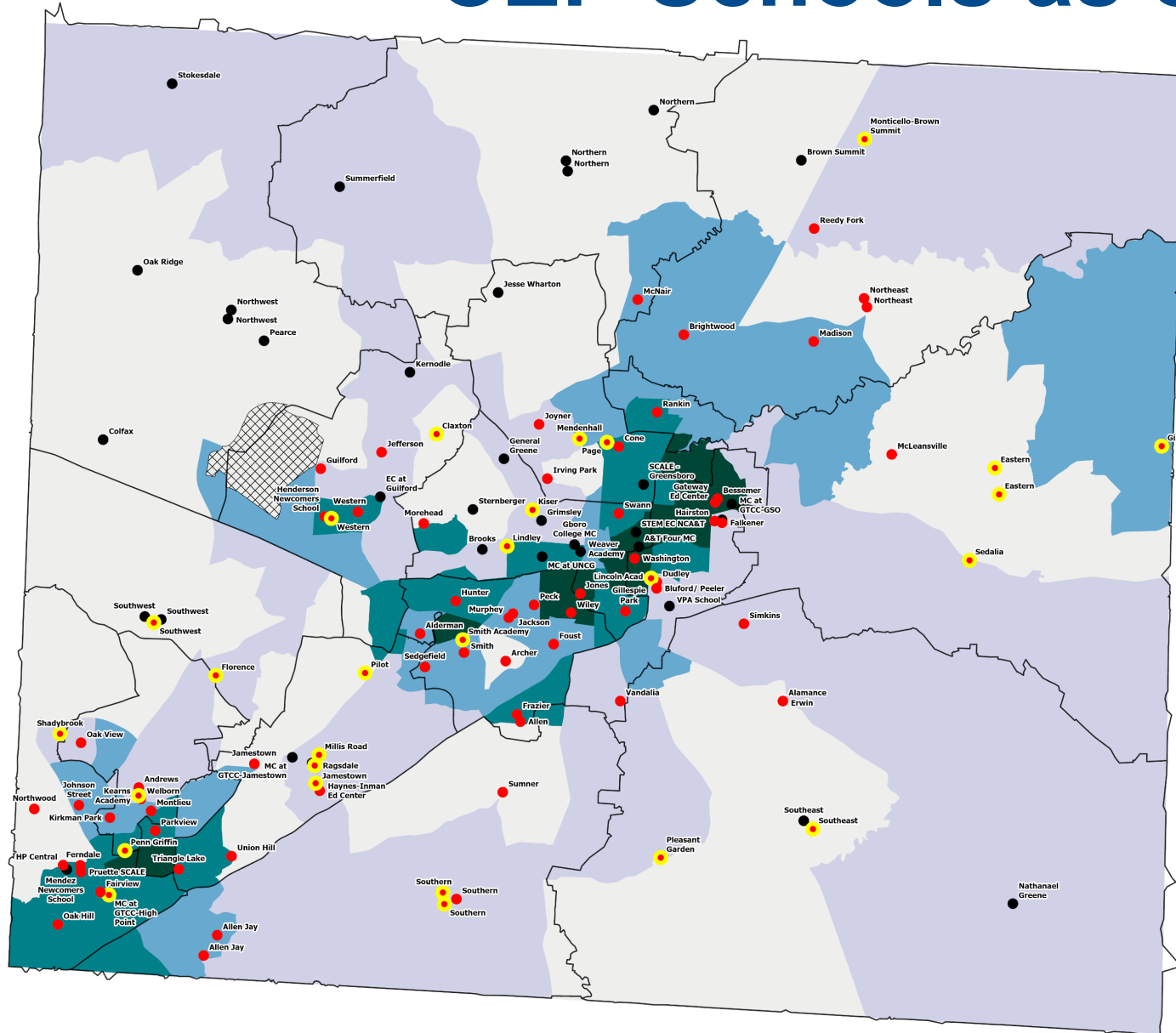
Provided to students



offered broadband internet in community centers and some school buildings

CEP Schools as of June 2023

GCS will have 92 schools participating as CEP schools in 2023-24



- 2023-2024 CEP Schools
 - 2022-2023 CEP Schools
 - Non CEP Schools
 - ▨ PTI Airport - No Students
 - ▭ High School Boundaries
- Residents Living Below US Census Poverty Level
- 0.0 - 7.5%
 - 7.6 - 14.9%
 - 15 - 22.5%
 - 22.6 - 33.0%
 - 33.1 - 53.8%

District	# of CEP Schools	%
Charlotte	111 of 181	61%
Cumberland	62 of 89	69%
Durham	28 of 57	49%
Guilford	92 of 124	74%
Wake	12 of 194	6%





Looking forward to the numerous possibilities to support our public schools, Guilford County voters have taken an important step to launch our school district into the 21st century by approving a historic \$2 billion investment in our facilities.



Community Conversations

On October 3, 2022, GCS launched Better Together, a series of community conversations with various stakeholder groups, including parents, students, teachers, staff, operational staff, bus drivers, faith-based leaders, business and nonprofit representatives, families with multilingual learners and exceptional students, and superintendent advisory councils, among others.

The purpose of the community conversations was to bring our community reflect on where the district has been and where we are now and determined a shared vision for the future of GCS.

Over 200 community conversations were held, engaging more than 8,000 stakeholders during Phase 1 and Phase 2 to inform our new strategic direction.



Joined by more than 1,000 public education champions, GCS unveiled the new strategic direction on May 2, 2023. Our new strategic direction is anchored in four focus areas:



**Accelerate
learning**

**Recruit, retain,
and reward
top talent**

**Strengthen health,
wellness & safety
in schools**

**Prepare
students
for the world**

SHARED COMMITMENTS



Mental Health Program Makes National News

EducationWeek[®]

How 3 Districts Are Bolstering Their School-Based Mental Health Services



By [Lauraine Langreo](#) — February 22, 2023 ⌚ 4 min read

Nearly 2,000 students and staff participated in 10,464 therapy sessions.

GCS secured a \$14.8 million grant to expand mental health services over the next five years.

NEWS

Despite 'Crisis,' States and Districts Slow to Spend \$1B in Mental Health Funds

Telehealth Expansion

Already open

Bessemer
Cone
Washington Montessori
Union Hill

Opening in the Fall

Gillespie Park
Parkview
Bluford
Rankin
Kirkman Park

Opening in the Winter

Fairview
Wiley
Peck
Falkener
Oak Hill
Vandalia

**School-based clinics will
open in 11
more elementary schools.**



Continuing What Works

National research indicates three strategies as urban districts across the nation address drastic declines in student proficiency including expanded learning time, high-intensity tutoring and acceleration not remediation (making sure students have access to grade-level content).

—Consortium for Policy Research in Education, 2021

5TH QUARTER



Districtwide summer programs to address learning loss and course failures

HIGH-DOSAGE TUTORING



Expansion to meet the needs of the students who have fallen behind

ALIGNMENT



Of instructional resources, assessments and professional learning for teachers

EXTENDED CALENDARS

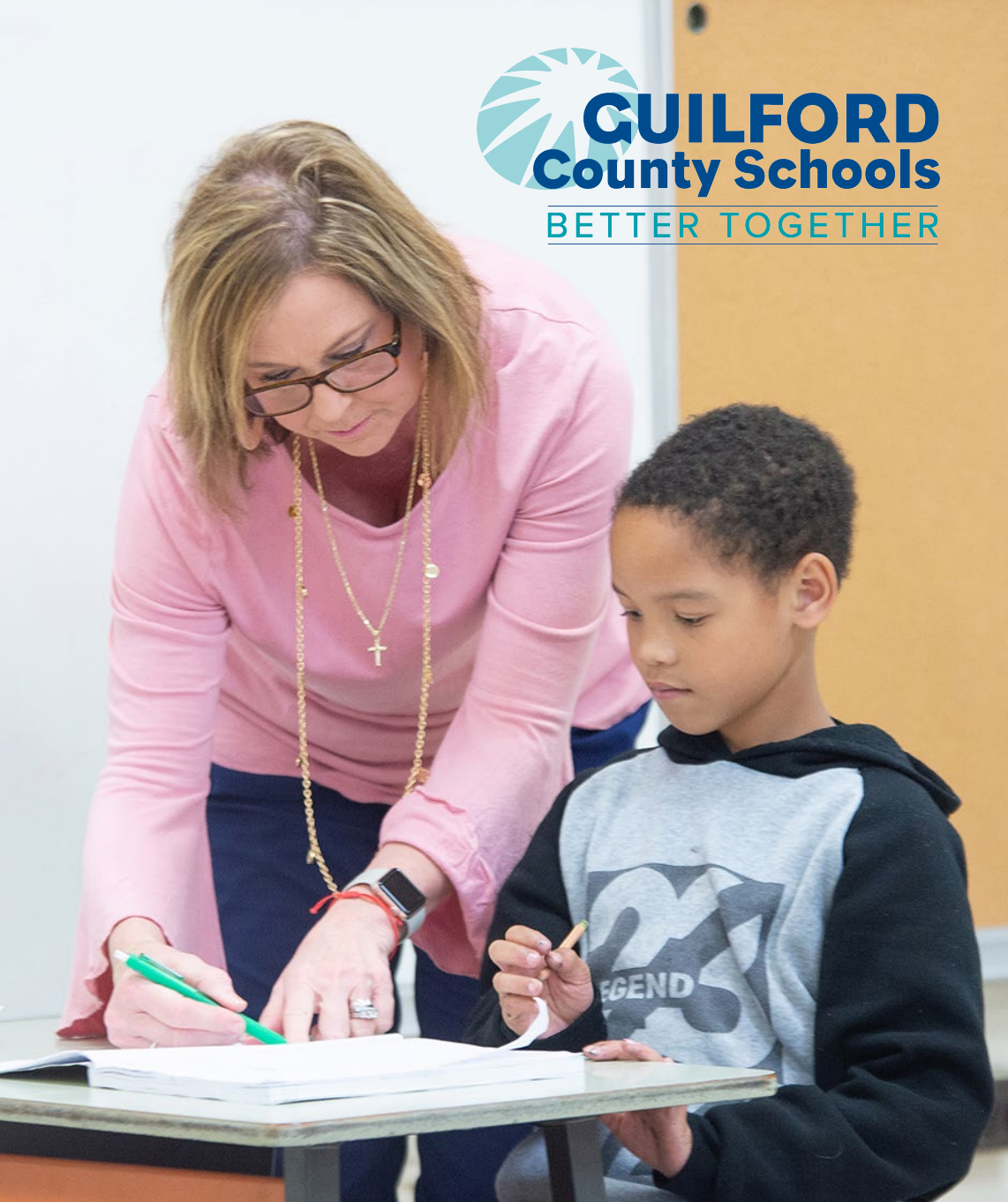


Extending the school year/ day can improve student outcomes, particularly for students who were already behind

LEARNING HUBS



Flexible model to provide instruction and tutoring to students to meet graduation requirements



High Dosage Tutoring

5,251 students
tutored for a total of
66,910 hours in over
109K sessions

21-22

11,641 students
tutored for a
total of 161,599
hours in over
305K sessions

22-23

Learning Hubs



5,901 students attended Learning Hubs at one of the 15 comprehensive high schools.

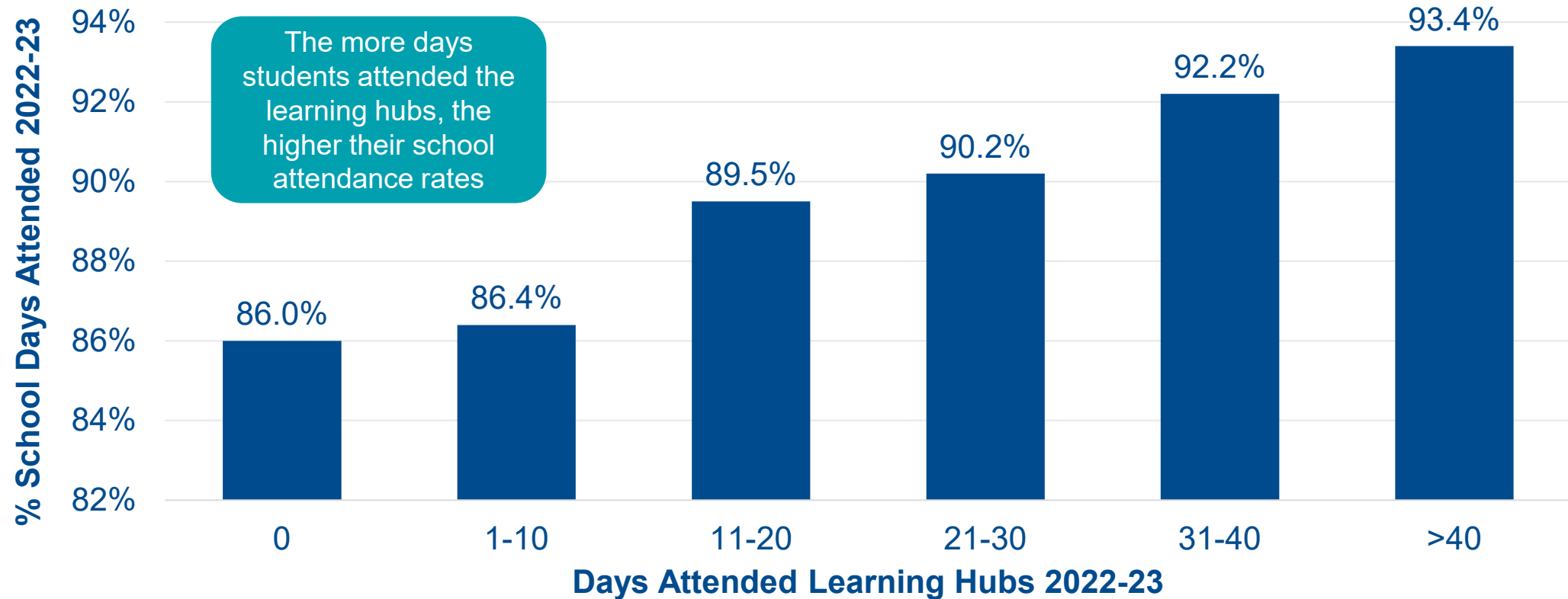
21-22

7,743 students attended Learning Hubs at one of the 15 comprehensive high schools.

22-23

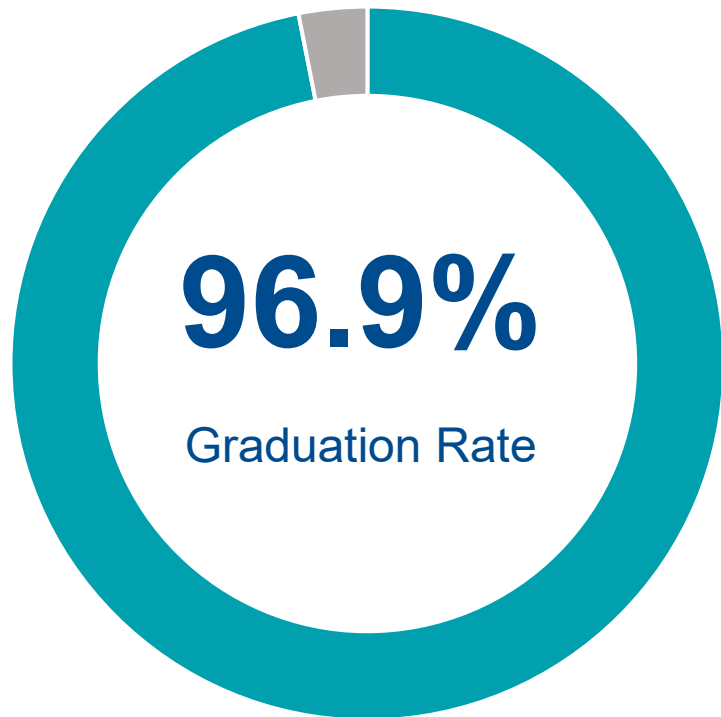
Learning Hubs and School Attendance

Attendance in school by days attending Learning Hubs

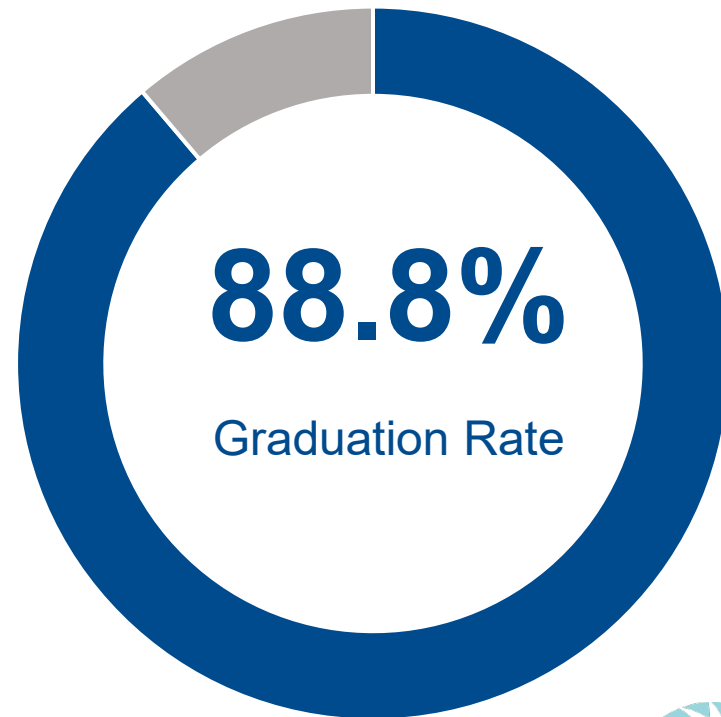


Impact of Learning Hubs on 4-Year Cohort Graduation Rates 2022-23

Attended Learning Hubs



Did not attend Learning Hubs



CTE by the Numbers...



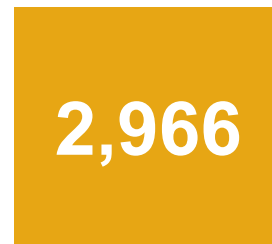
 **178%**
over three
years

CREDENTIALS EARNED

SY 20-21

SY 21-22

SY 22-23



2022-2023

ACCOUNTABILITY REPORT

Low-Performing District Status Removed

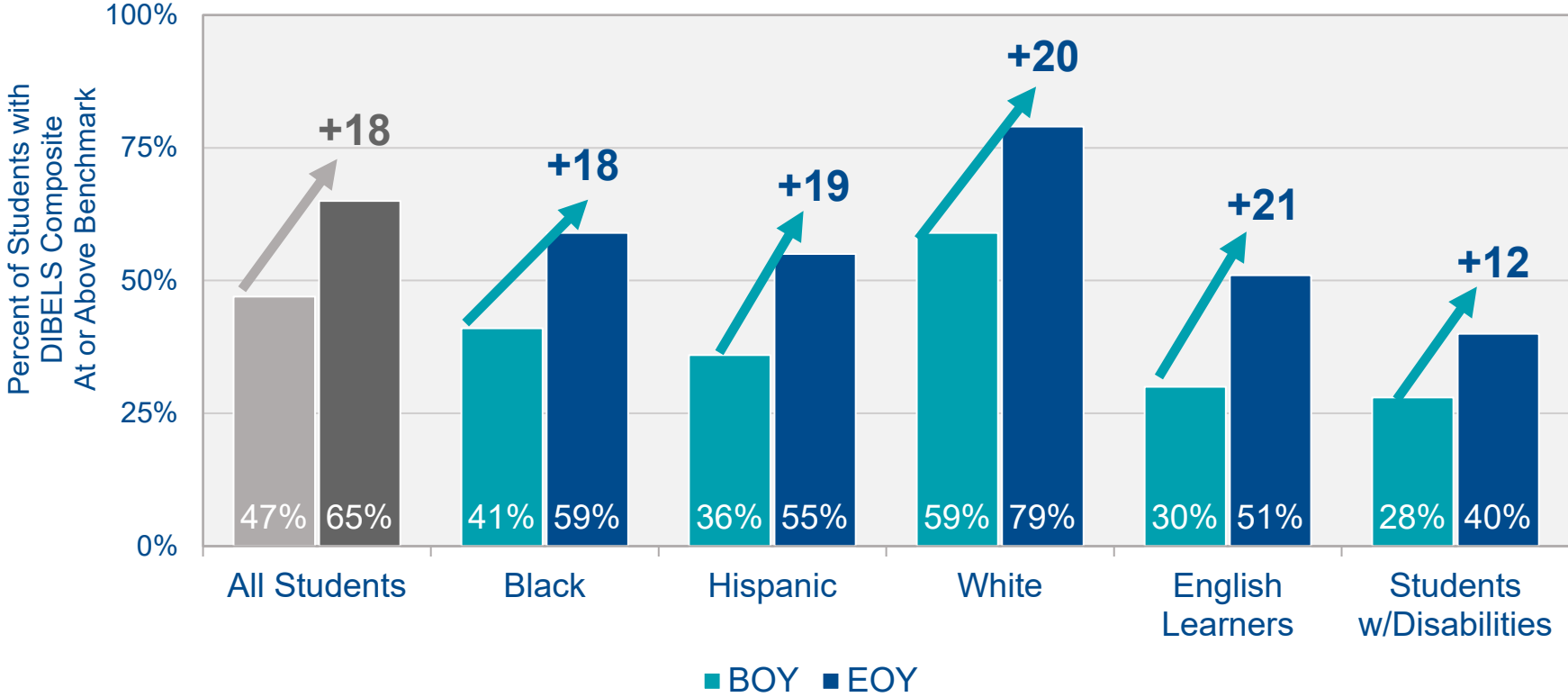


This year, the number of schools designated as low-performing decreased **from 50.9% to 44.3%.**

2022-2023
EARLY LITERACY

K-3 Literacy 2022-23

DIBELS Proficiency BOY to EOY
Grades K-3 Combined



Every student group had double-digit percentage point increases in early literacy skills.

2022-2023
PERFORMANCE
COMPOSITES

Celebrations – Performance Composites

(percent proficient on all tests combined)



86

SCHOOLS

Increased

their performance composites
compared to 2021-22



ALL

STUDENT GROUPS

Increased

percent proficient compared to
2021-22



28

SCHOOLS

had 2022-23 performance
composites that were
**AT OR ABOVE PRE-COVID
LEVELS (2018-19)**

2022-2023
END-OF-GRADE (EOG)
RESULTS

Celebrations – EOG/EOC Math Assessments

(compared to 2021-22)



GRADES 3-8
math proficiency

INCREASED

for **EACH STUDENT**
group
and for **EVERY GRADE**
LEVEL

63

SCHOOLS

INCREASED

EOG Math Proficiency

46 elementary schools
& **17 middle schools**



20

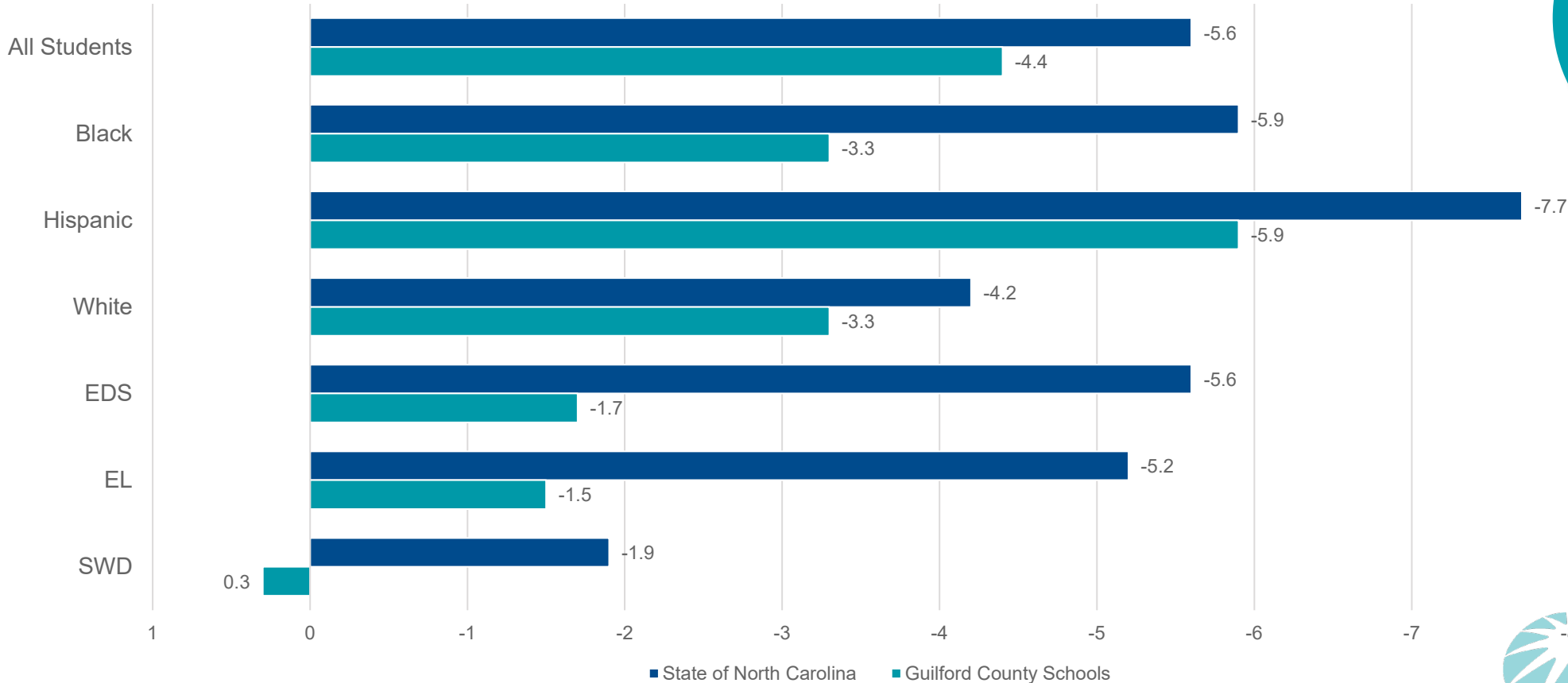
SCHOOLS

INCREASED

Grade 8 Math
(including Math 1)

Math Recovery Faster Than the State

EOG Math Grades 3-8 Percentage Point Change from 2018-19 to 2022-23
Percent Proficient



In math grades 3-8, GCS is recovering at a faster rate than the State



Celebrations – EOG Reading Assessments

(compared to 2021-22)



INCREASE

Across

GRADES 4-8

in EOG Reading overall
except for grade 3



44

SCHOOLS

INCREASED

EOG reading proficiency
compared to 2021-22

26 elementary schools
& 18 middle schools



Black Students,
English Learners &
Students with Disabilities

INCREASED

EOG reading
proficiency compared
to 2021-22

2022-2023
END-OF-COURSE (EOC)
RESULTS

Celebrations – EOC Assessments

(compared to 2021-22)



INCREASED

Across

**ALL FOUR EOC
ASSESSMENTS**

HS Math 1
Math 3
Biology
English 2



MATH 3

SURPASSED

pre-pandemic

levels

with a 6.1

**percentage points
increase**

ALL

**racial/ethnic
groups and
English Learners**

**increased
proficiency in
HS MATH 1
compared to
2021-22**



ALL STUDENT

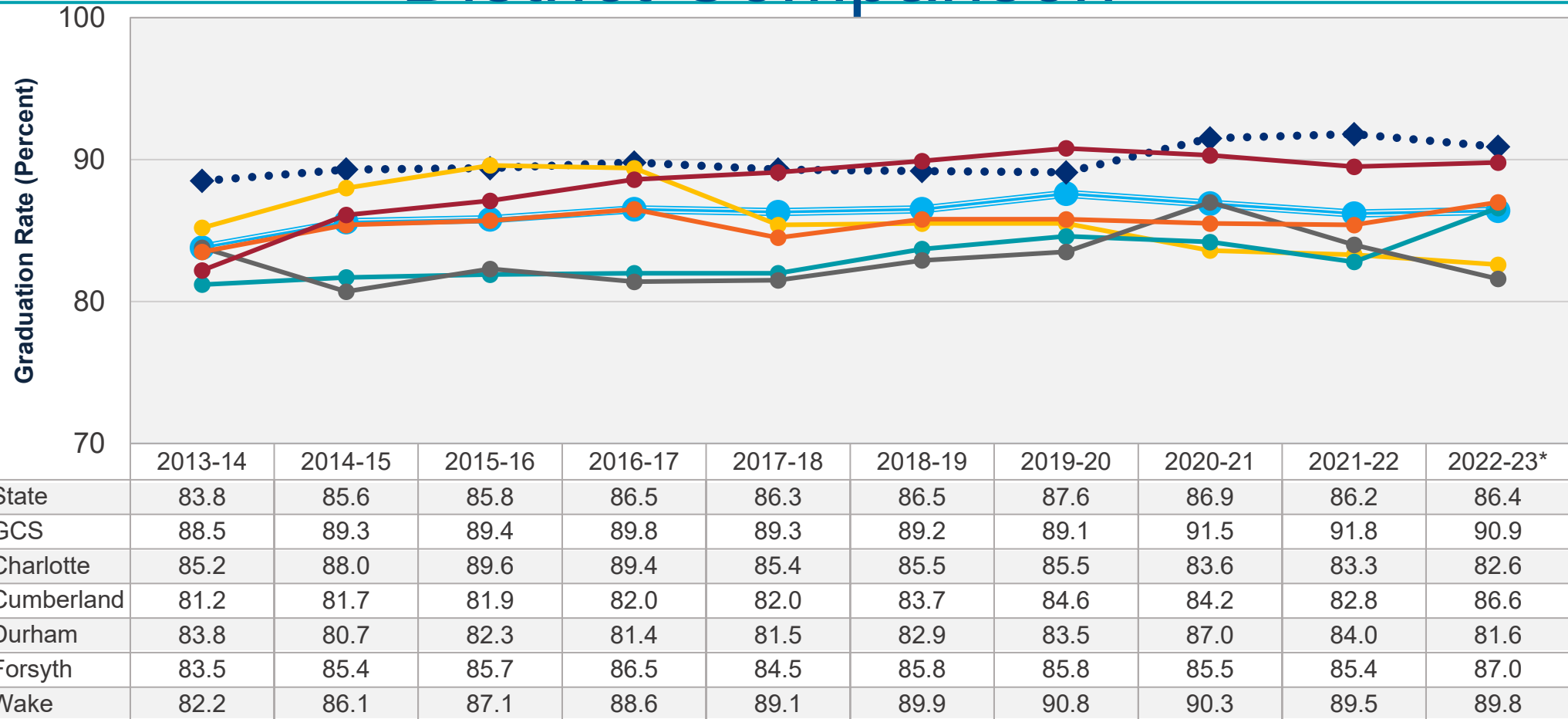
GROUPS

**increased
Math 3
Biology**

2022-2024
4-YEAR COHORT
GRADUATION RATE

GCS 4-Year Cohort Graduation Rates

District Comparison



Note: 22-23 Graduation rates for other districts are unofficial

