

# 2022 Charter Schools Annual Report

**Ms. Ashley Baquero, Director  
Office of Charter Schools**

# Background

In 1996, the North Carolina General Assembly passed the Charter School Act, thereby authorizing the establishment of “**a system of charter schools** to provide opportunities for teachers, parents, pupils, and community members to establish and maintain schools that operate independently of existing schools, as a method to accomplish all of the following:

1. **Improve student learning;**
2. **Increase learning opportunities for all students**, with special emphasis on expanded learning experiences for students who are identified as at-risk of academic failure or academically gifted;
3. Encourage the use of **different and innovative teaching methods;**
4. Create **new professional opportunities for teachers**, including the opportunity to be responsible for the learning at the school site;
5. **Provide parents and students with expanded choices** in the types of educational opportunities that are available within the public school system;
6. **Hold the schools established under this Part accountable** for meeting measurable student achievement results and provide the schools with a method to change from rule-based to performance-based accountability systems.”

# Charter Demand

---

As of December 1, 2022 ...

Over 137,500 North Carolina students were enrolled in charter schools.

---

Self-reported data from the state's charter schools indicate that 85% of charter schools had a waitlist totaling over 77k students.

# Charter Demand

---

During the pandemic, there was a significant increase in charter school enrollment and demand.

---

This demand continued into 2022 with charter enrollment representing over 9% of total PSU enrollment.

---

Between 2019 and 2022: 19% increase in charter enrollment – the nation's fifth highest rate of charter enrollment growth.

# Charter School Authority and Oversight



# Authority

- Article 14A assigns the State Board of Education (SBE) the sole authority of charter school oversight in North Carolina including, but not limited to, the approval of charter applications, the approval of material revisions to the charter agreement, and the renewal of charter agreements.
- SBE assisted by the Charter Schools Advisory Board (CSAB).
- CSAB assisted by the Office of Charter Schools (OCS).

# NC Charter Schools Advisory Board (CSAB)



# CSAB – Powers and Duties

---

To make recommendations to the State Board of Education on the adoption of rules regarding all aspects of charter school operation, including timelines, standards, and criteria for acceptance and approval of applications, monitoring of charter schools, and grounds for revocation of charters.

---

To review applications and make recommendations to the State Board for final approval of charter applications.

---

To make recommendations to the State Board on actions regarding a charter school, including renewals of charters, nonrenewals of charters, and revocations of charters.

---

To undertake any other duties and responsibilities as assigned by the State Board.



# CSAB Membership

Appointed By	First Name	Last Name	Start Date of Current Term	End Date of Current Term
State Board of Education	Cheryl	Turner	2019	June 30, 2023
State Board of Education	Eric	Sanchez	2021	June 30, 2025
Superintendent	Terry	Stoops	2023	December 31, 2025
Lt. Governor	Stephen	Gay	2023	December 31, 2025
House	Bruce	Friend	2021	June 30, 2025
House	Hilda	Parlér	2021	June 30, 2025
House	Dave	Machado	2022	June 30, 2025
House	Shelly	Shope	2021	June 30, 2025
Senate	Bartley	Danielson	2022	June 30, 2025
Senate	Rita	Haire	2021	June 30, 2025
Senate	John	Eldridge	2021	June 30, 2025
Senate	Todd	Godbey	2021	June 30, 2025

---

The NC Office of Charter Schools exists to sustain the success of quality charter schools through operations, compliance, and support.

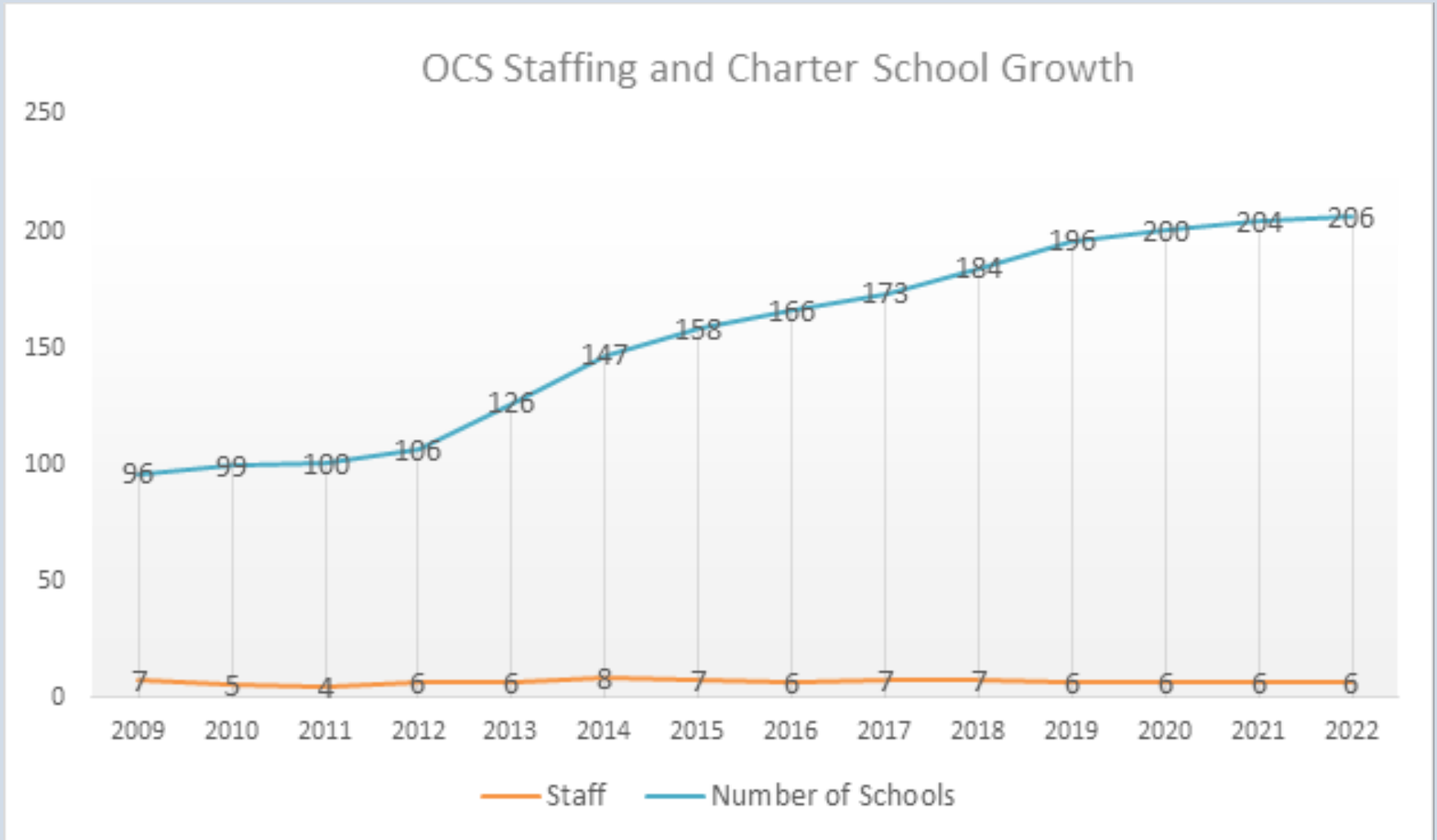
---

The Office of Charter Schools is currently fully staffed with six consultants, a shared administrative assistant, and an executive director. We are in the process of adding an additional two consultants.



*Office of*  
**CHARTER SCHOOLS**  
NC Department of Public Instruction

# Office of Charter Schools



# Current OCS Workflows

1. Amendments/CSAB/SBE
2. Applications
3. Communications/Data
4. Performance Framework
5. Planning Year/Ready to Open
6. Professional Development
7. Renewals
8. Reports and Rules
9. Risk Assessment
10. Stakeholder Support

# Office of Charter Schools

## 3 Teams – 11 Workflows

### Authorizing

- Applications
- Ready to Open
- SBE/CSAB and Amendments

### Support

- Partnerships and School Support
- Stakeholder Support
- Academic Support and Turnaround
- Communications and Data

### Accountability

- Performance Framework
- Renewals
- Risk Assessment
- Reports and Rules

\*\*This is a DRAFT of restructuring plans.

# Charter Accountability



Statute,  
Rules, Policy



Charter  
Agreement



Academic  
Monitoring



Performance  
Framework



Renewal  
Process



Closure  
Termination

# Charter Closure/Termination

Charter terminations and closures fall into four categories: relinquishment, assumption, non-renewal, or revocation. ***Since 1998, there have been a total of 87 charter terminations.*** This includes schools that were in operation and those that may have been in the planning year program prior to opening the school to students.

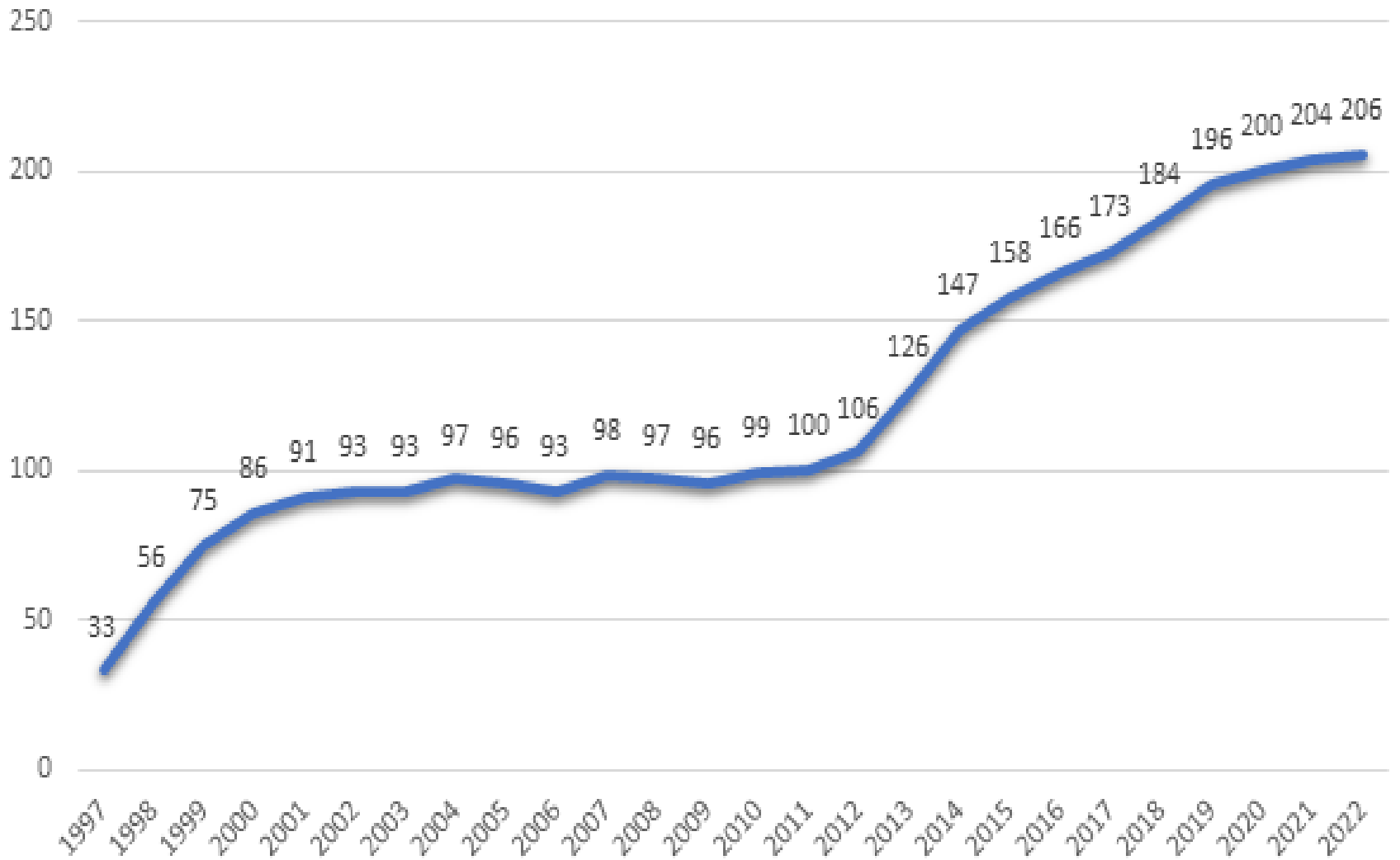
- At the conclusion of the 2021-2022 school year:
  - Two Revocations
  - One Relinquishment
  - One Nonrenewal



# Charter Growth



# North Carolina Charter Schools in Operation By Year



# 2022 Charter Growth



Six new operating schools



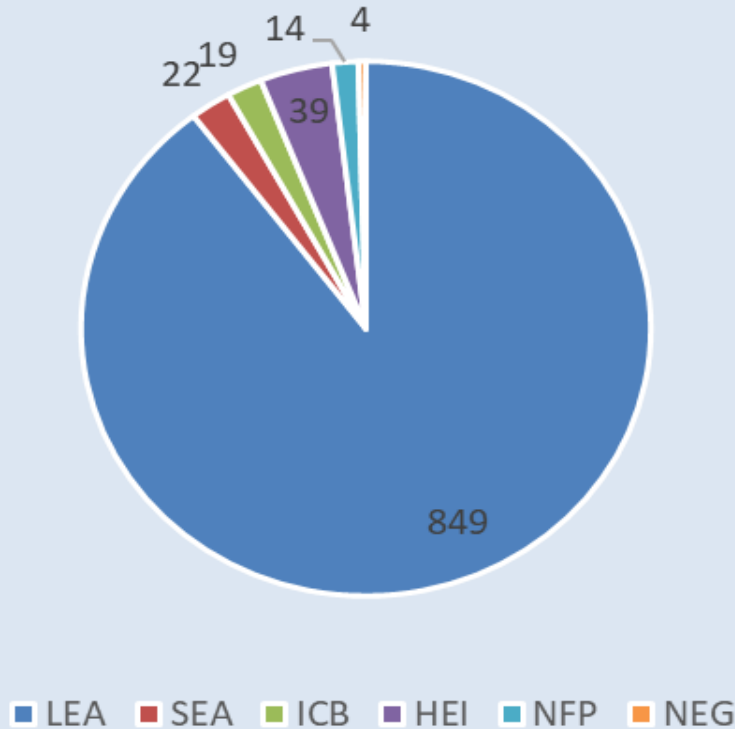
Eight scheduled to open in fall 2023



21 charter applications received

# Charter Authorizing in NC

Type of Authorizer, 2020



## Types of Authorizers

- Non-Educational Government Entity (NEG)
- Nonprofit Organization (NFP)
- State Education Agency (SEA)
- Higher Education Institution (HEI)
- Independent Chartering Board (ICB)
- Local Education Agency (LEA)

NC is one of 22 SEA Authorizers

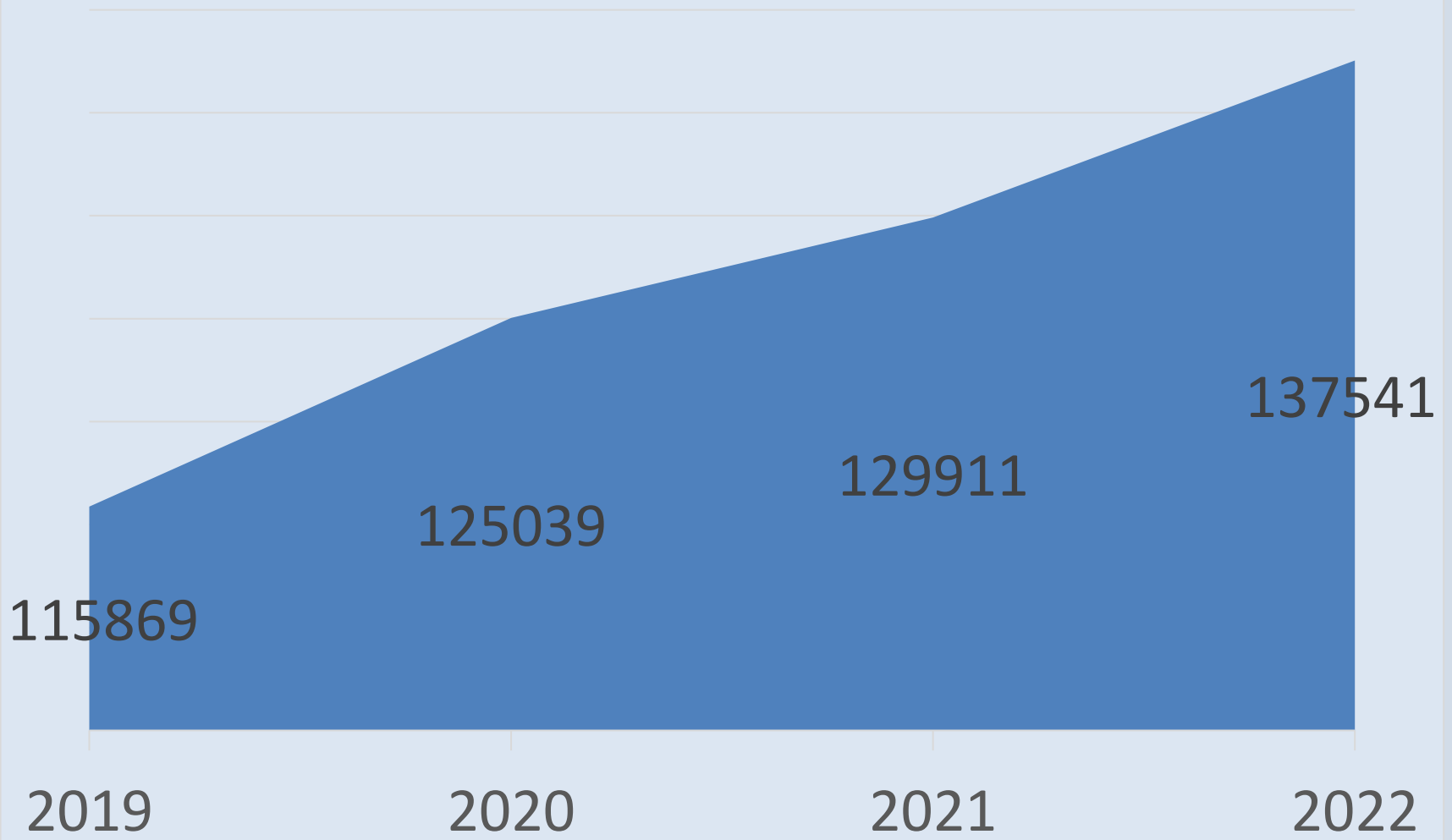
# Authorizing Ratios

- 80% of authorizers have a ratio of no more than ten schools per full-time employee.
- North Carolina's ratio is 34.3 schools per consultant.
- North Carolina's school to authorizer ratio is more than double the national average of 76.

# Charter Application Trends, 1997-2022

- The number of charter school applications submitted to the Office of Charter Schools has varied between a high of 71 (2013) and a low of six (2008).
- The average number of applications received is just under 32 applications.
- The average percentage of applications approved by the State Board of Education is 26.26% of yearly applications.

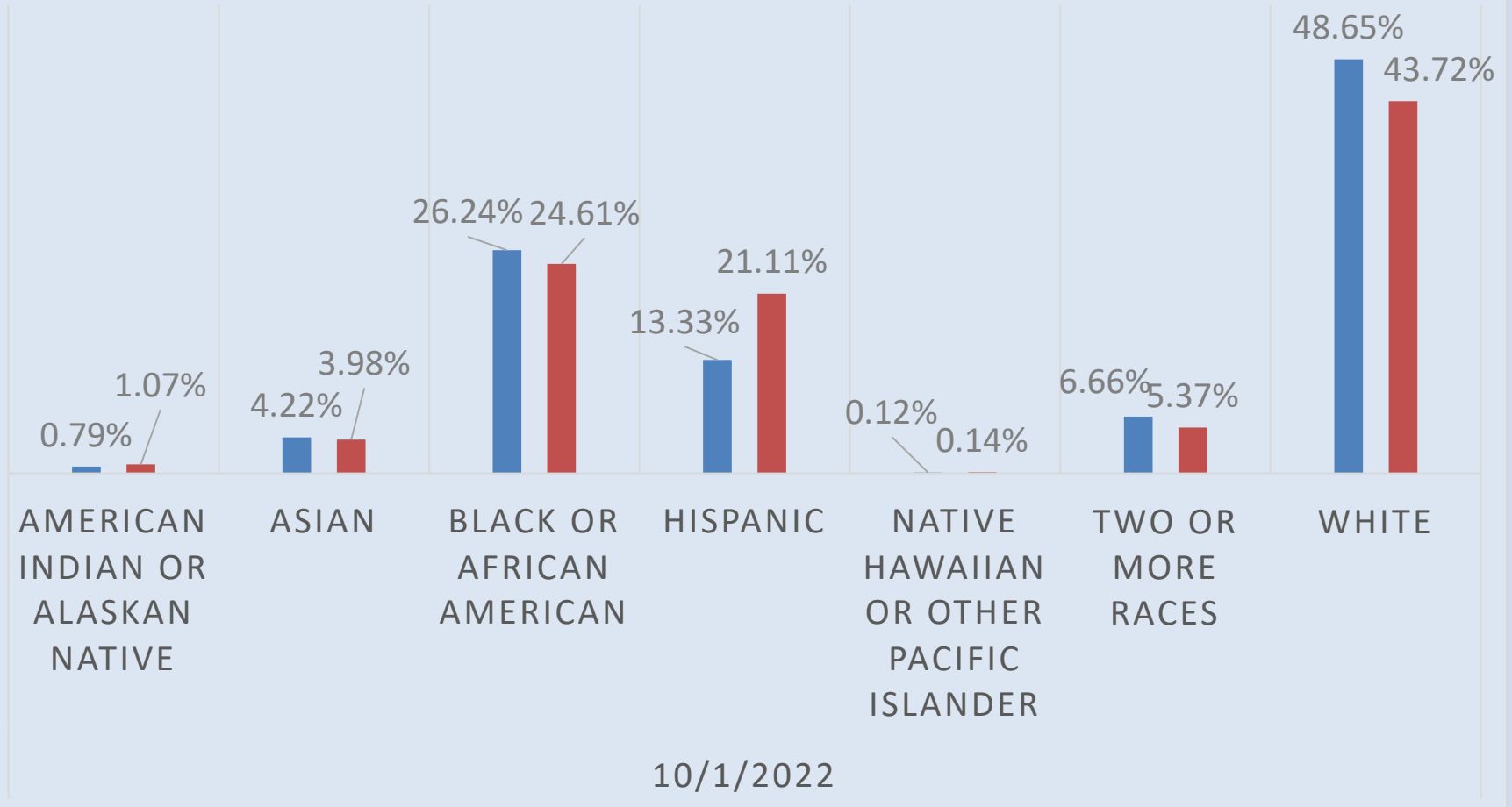
# All Charters - Enrollment



# Charter Student Demographics and Special Populations

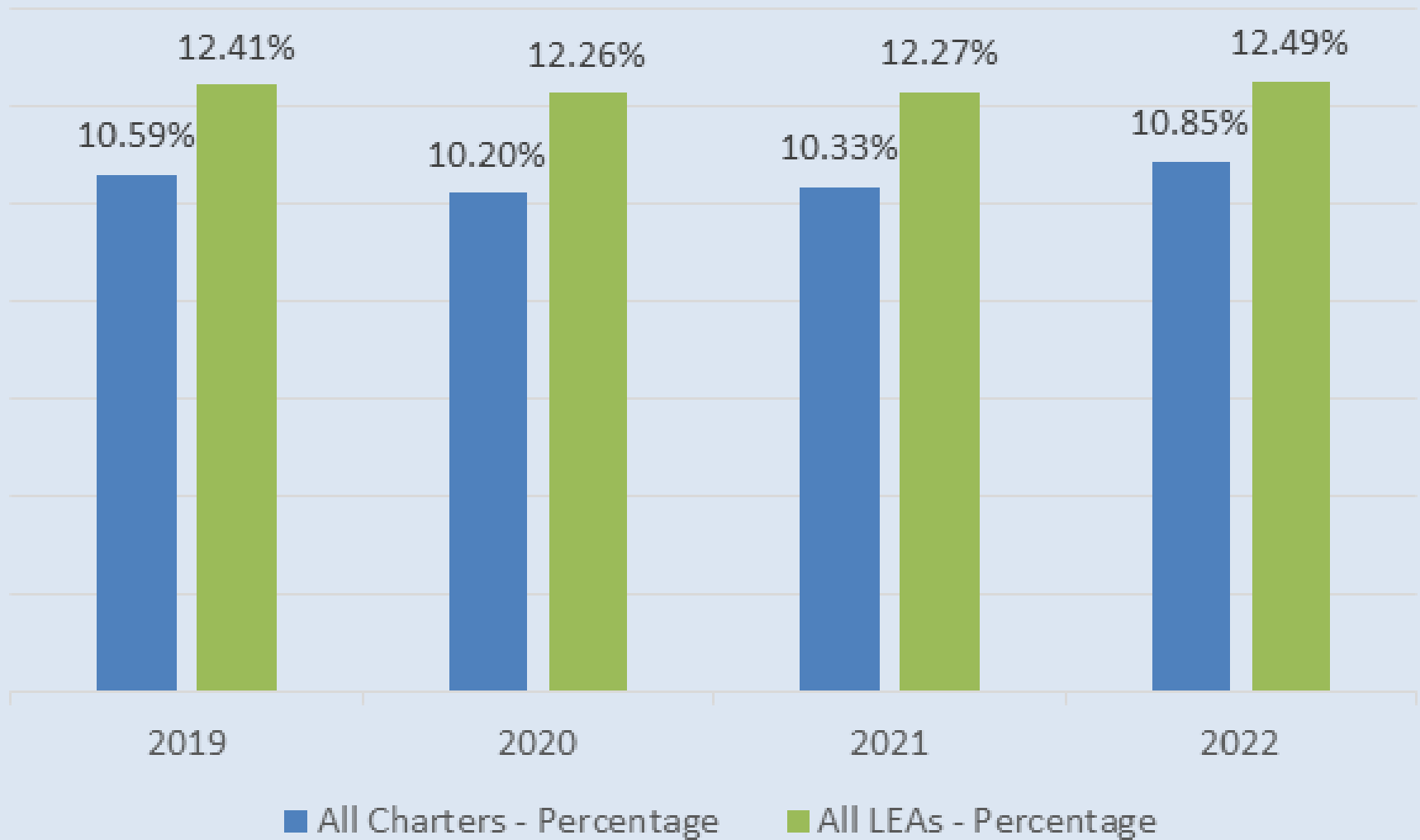
## 2022 ETHNICITY AND RACIAL DATA

■ All Charters - Percentage    ■ All LEAs - Percentage

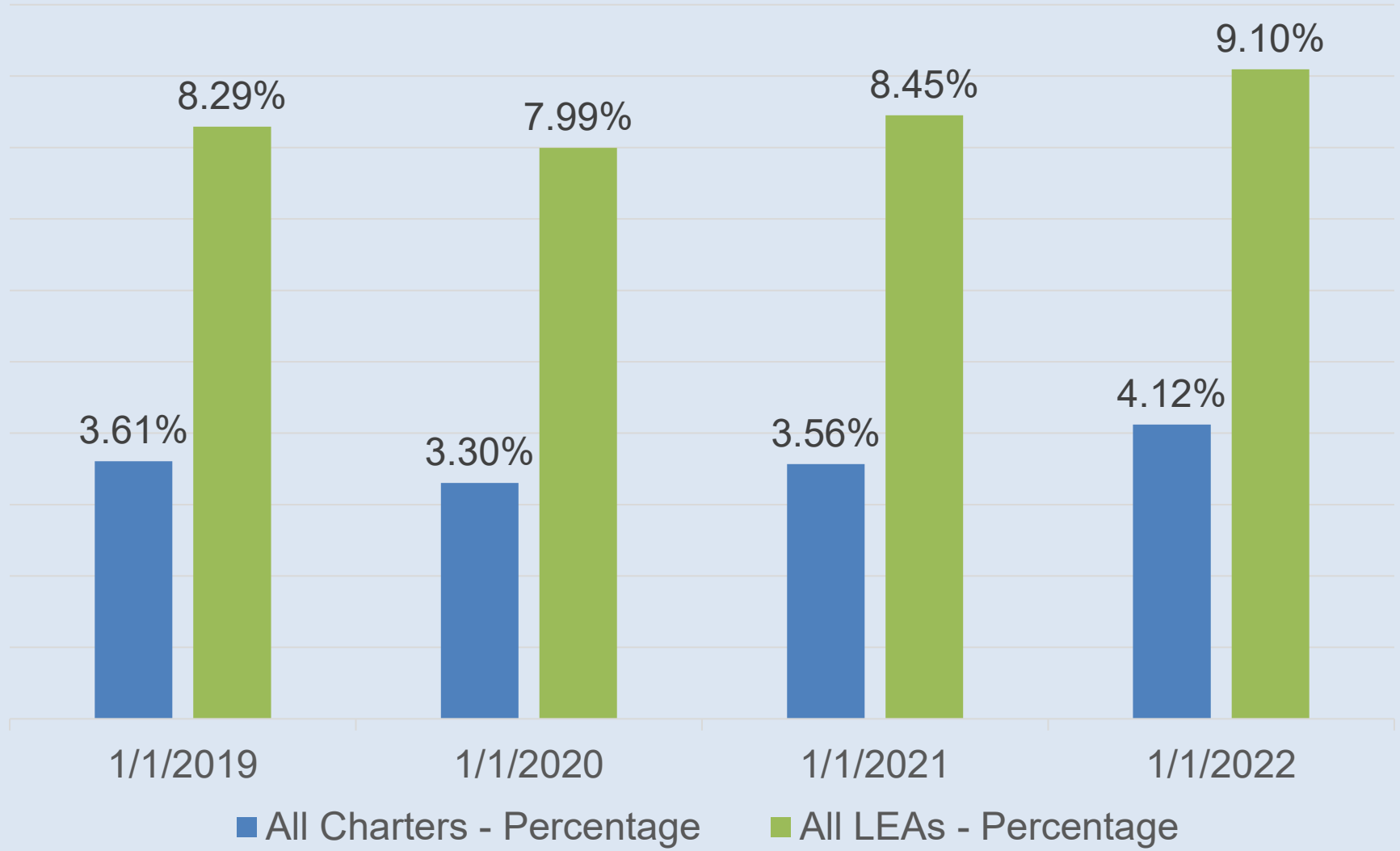




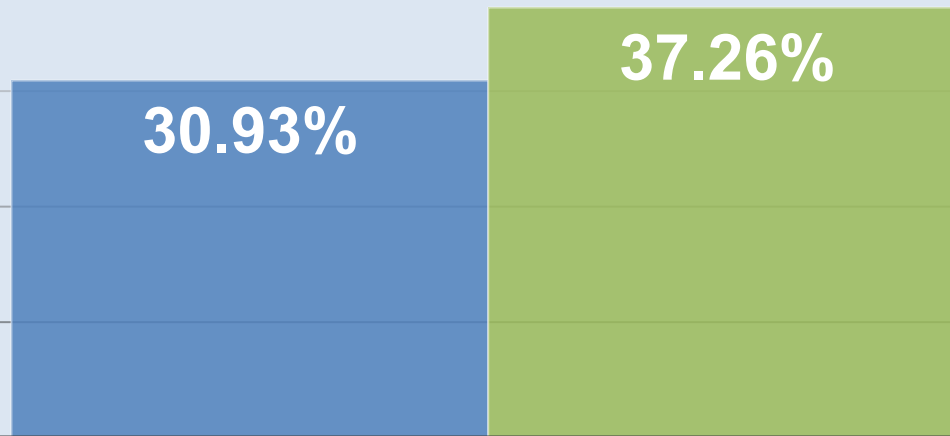
## Students with Disabilities, Charters and Traditionals



## Percentage Distribution of English Learners



# Economically Disadvantaged Students



6/30/2022

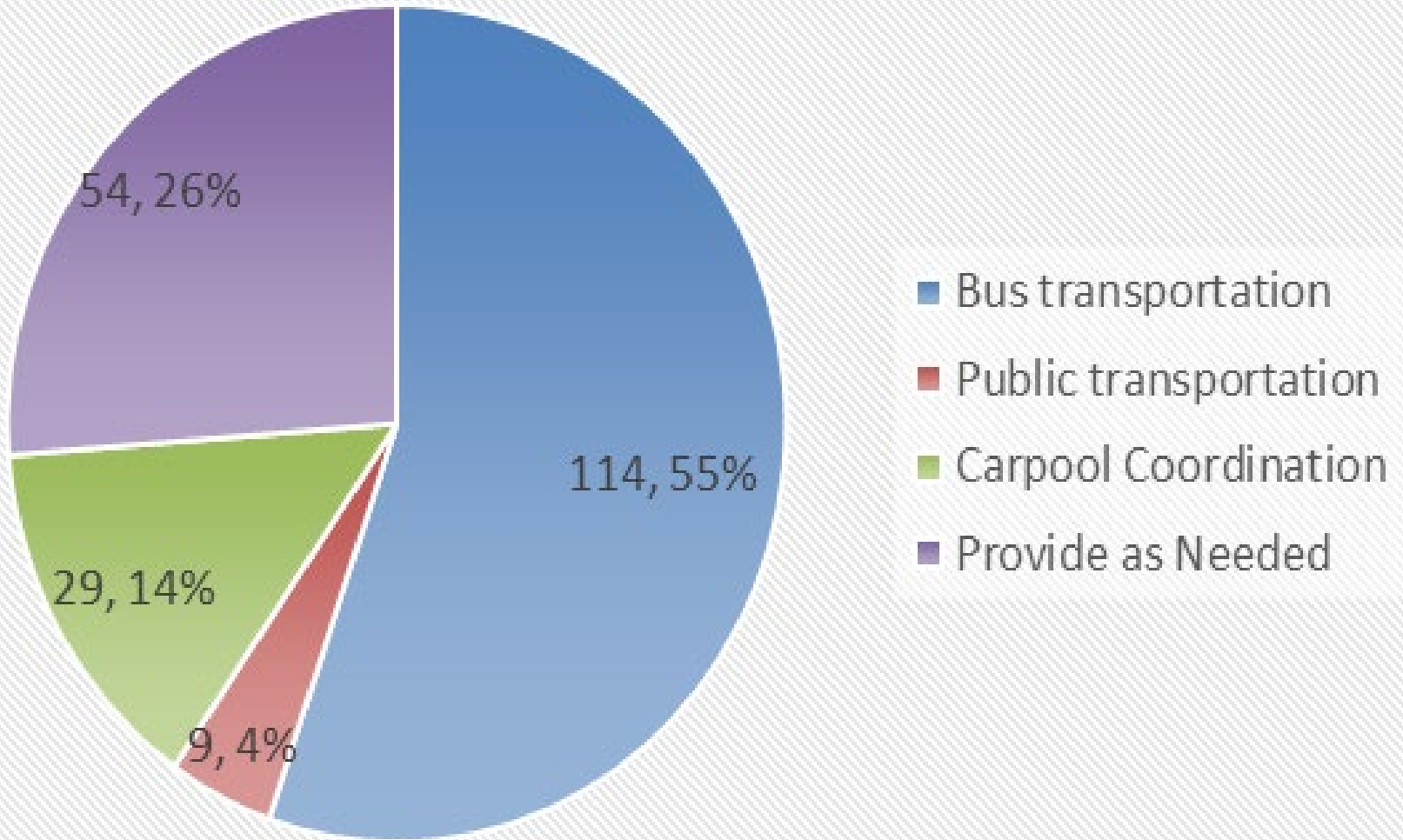
- All Charters - Percentage
- All LEAs - Percentage

- Transportation
- NSLP
- Federal Medicaid Direct Certification
- Charter reporting

# Charter School Access



## Charter School Transportation 2022



# Charter Academic Performance



# School Performance Scores

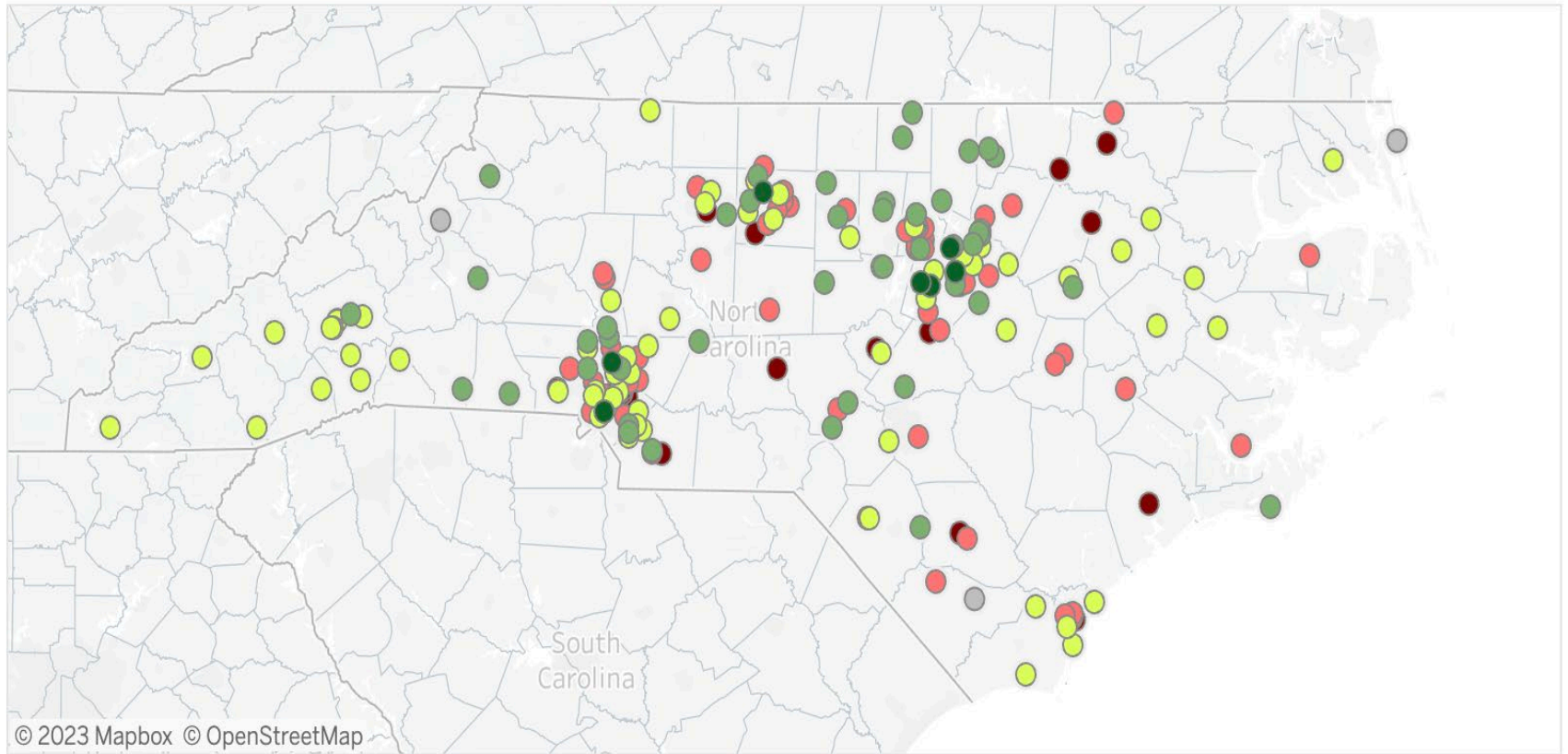
- **Percentage of charter schools receiving a School Performance Grade of an A or B**

Fifty-three of 195 (27.2%) of charter schools received a School Performance Grade of an A or B. This calculation does not include three schools that did not have tested grades in 2021-22 and four schools participating in the Alternative Schools' Accountability Model.

- **Percentage of charter schools meeting or exceeding expected annual academic growth**

- One hundred twenty-two of 195 (62.6%) of charter schools met or exceeded expected growth for 2021-22. This calculation does not include seven schools that did not have growth measures reported for 2021-22.

## 2021-22 School Performance Grades



Count of schools earning **As**, **Bs**, **Cs**, **Ds**, and **Fs** when the formula is 20% growth and 80% achievement:

**7 As**

**46 Bs**

**65 Cs**

**58 Ds**

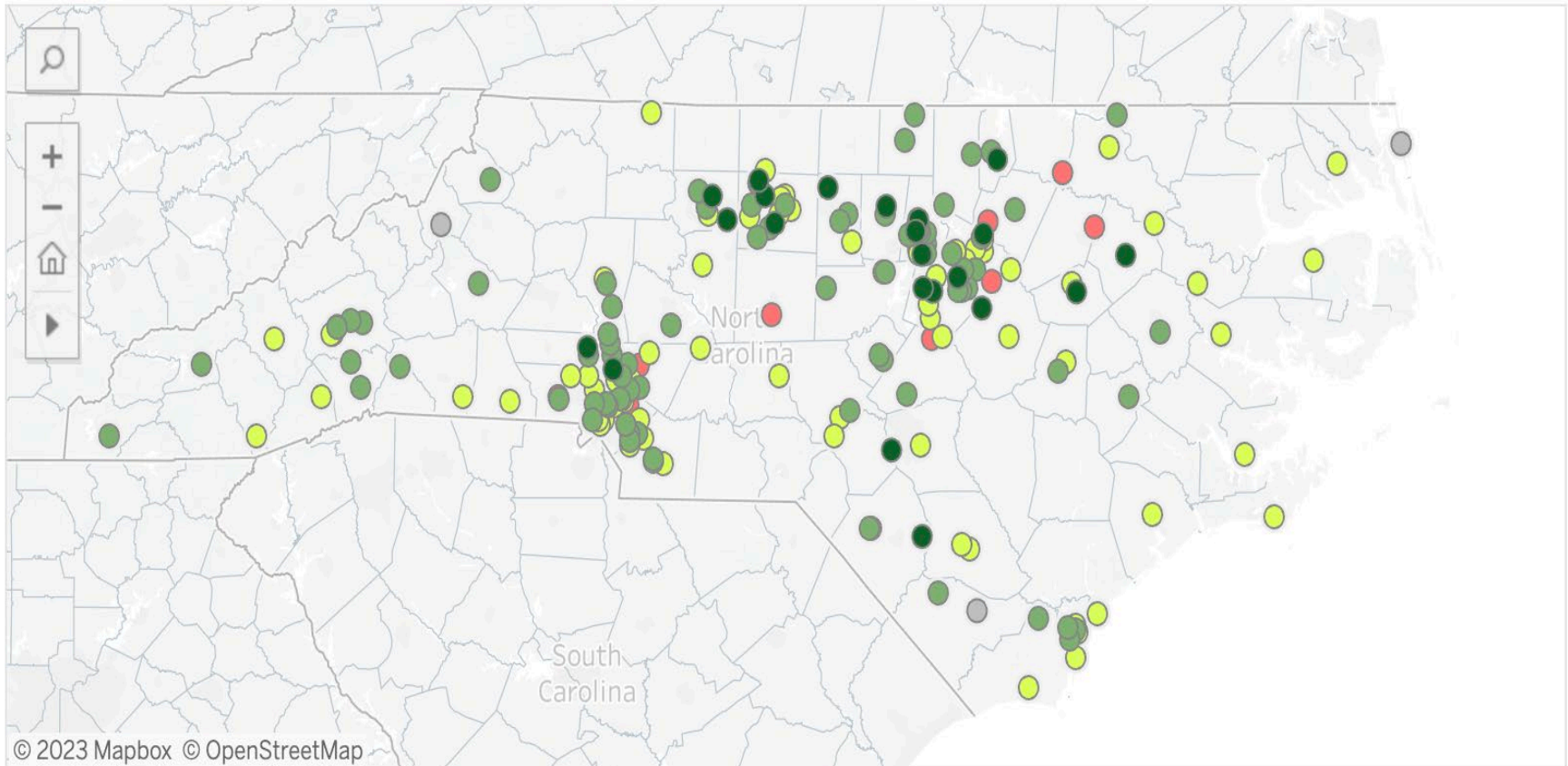
**19 Fs**

**9 NSs**

NS = No Score\*\*



## 2021-22 School Performance Grades



Count of schools earning **As**, **Bs**, **Cs**, **Ds**, and **Fs** when the formula is **80%** growth and **20%** achievement:

**22 As**

**82 Bs**

**76 Cs**

**15 Ds**

**9 NSs**

NS = No Score\*\*



Office of  
**CHARTER SCHOOLS**  
NC Department of Public Instruction

