

Report to the NCGA: Advanced Courses *Broaden Access and Successful Participation*

*State Board of Education Meeting
November 1, 2022*

*Dr. Michael Maher,
Deputy Superintendent of Standards, Accountability, and Research*

*Sneha Shah-Coltrane,
Advanced Learning and Gifted Education Director*

*Beth Cross,
Advanced Learning and Gifted Education State Consultant*

Today's Presentation

- Overview of Report and NC Data
- Recovery of access and success after pandemic
- Next Steps and Ideas for Continued Improvement

Foundation of Our Work

- Legislation: Advanced Courses (NCGS 115C-174.26)
 - Based on Florida's legislation
 - Advanced Courses = AP, IB, and CIE courses
- To increase access and successful participation in advanced coursework in NC's public schools
- Started May 2014: currently 9th full year

Major Goals of Legislation

- *Builds capacity for success*
 - Establishes NC AP Partnership with College Board
- *Ensures access*
 - Funds all exam fees for AP, IB, CIE courses;
Funds AP Professional Development
- *Supports Equity and Excellence*
 - Increases student access and achievement

Builds Capacity

NC AP Partnership

- *Targeted District Support*
 - Focused on low-performing districts
 - Technical assistance and intentional professional development
- *State-wide Support*
 - Professional development, including AP Summer Institute training, AP Mentoring programs, AP Best Practices Series
- *\$2,000,000 Annual Contract*
 - Renewable in two years


Ensures Access

- **Exam Fee Coverage for ALL**
 - 2021-2022 Total: **\$12,493,608.72**
 - AP Exams – \$11,513,594
 - IB Exams and Fees – \$889,282
 - AICE Exams and Fees – \$90,732.72
- **Increased Course Availability**
 - Local courses
 - NCVPS and NCSSM
 - Flexibility for AP Seminar course offering
 - Integration with CTE Pathways
 - Computer Science A
 - Computer Science Principles
 - Macroeconomics and Microeconomics
 - Statistics



Supports Equity and Excellence: Shared Vision with SBE Strategic Plan

- Goal I: Eliminate opportunity gaps by 2025.
 - Objective 4
 - (C): Increase access, readiness, and attainment of early postsecondary opportunities (EPSOs), such as AP, IB, CTE, and dual credit/enrollment, work-based learning, apprenticeships
- Goal II: Improve school and district performance by 2025.







Highlights of NC Public School AP Exam Data 2021-2022

- The number of AP Exam-Takers in North Carolina's public schools decreased 3.1% from 2021 to 2022, as compared to a 4.7% decrease in AP Exam-Takers in public schools nationwide. ***Better than the nationwide %.***
- The number of AP exams earning a score of 3 or better **increased 13.3%**. 

Highlights of NC Public School AP Exam Data 2021-2022

- One demographic student group realized increases in both access and successful participation. Black AP Exam-Takers **increased 1.2%** from 2021 to 2022. Black students' exams attaining a 3+ score **increased 36.7%** over last year in NC, as compared to a 35.2% increase for the same group nationwide. 
- The number of Hispanic students' exams attaining a 3+ score **increased 24.7%** over last year in NC, outperforming the 24.1% increase for the same group nationwide. 

AP Student Current Enrollment

Academic Year	Number of Students	Impact/Change	
2014-2015	74,758	4.0% increase	
2015-2016	77,392	3.5% increase	
2016-2017	77,920	1.0% increase	
2017-2018	82,311	5.6% increase	
2018-2019	81,520	0.9% decrease	
2019-2020	77,579	4.8% decrease*	
2020-2021	78,174	0.7% increase*	
2021-2022	72,577	7.1% decrease*	
2022-2023	80,271	10.6% increase*	

International Baccalaureate Highlights (24 high schools)

Enrollment

Academic Year	Course Enrollment	Impact/Change
2019-2020	20,140	1.0% increase
2020-2021	19,305	4.1% decrease
2021-2022	17,853	7.5% decrease
2022-2023	18,088	1.3% increase

Performance Results

Academic Year	Test Takers	Tests Taken	Percent of Tests Taken 4+ score
2017	2786	8884	62.84
2018	2928	9338	61.44
2019	2863	9177	60.04
2020	2884	9089	71.06
2021	2525	8063	79.00
2022	2498	7124	76.00

Cambridge International Enrollment Highlights

Academic Year	Course Enrollment	Impact/Change
2019-2020	500	n/a
2020-2021	737	47% increase
2021-2022	764	3.5 % increase
2022-2023	1,082	41.6% increase

Five NC high schools offer this advanced program.

Next Steps and Ideas for Continued Improvement

NCDPI will continue to partner with the NC AP team, IBO and CIE consultants to:

- Focus on Talent Development
- Remove barriers to access and successful participation
- Provide more intentional support to additional districts/schools
- Communicate with districts/schools
- Gather Promising Practices



North Carolina Department of
PUBLIC INSTRUCTION