

2021 Charter Schools Annual Report

**Ms. Ashley Baquero, Consultant
Office of Charter Schools**



Overview

- Background
- Charter School Authority and Oversight
- Office of Charter Schools/Programs
- Accountability/Performance Framework
- Charter Growth
- Charter Student Demographics
- Charter School Access
- Charter School Academic Performance
- Impact on Local Districts
- Innovation/Best Practices
- Questions

Background



Background

In 1996, the North Carolina General Assembly passed the Charter School Act, thereby authorizing the establishment of “**a system of charter schools** to provide opportunities for teachers, parents, pupils, and community members to establish and maintain schools that operate independently of existing schools, as a method to accomplish all of the following:

1. **Improve student learning;**
2. **Increase learning opportunities for all students**, with special emphasis on expanded learning experiences for students who are identified as at-risk of academic failure or academically gifted;
3. Encourage the use of **different and innovative teaching methods;**
4. Create **new professional opportunities for teachers**, including the opportunity to be responsible for the learning at the school site;
5. **Provide parents and students with expanded choices** in the types of educational opportunities that are available within the public school system;
6. **Hold the schools established under this Part accountable** for meeting measurable student achievement results and provide the schools with a method to change from rule-based to performance-based accountability systems.”

Current State of Charter Demand

During 2019 SY - **117,000** North Carolina students were enrolled in charter schools.

Despite falling enrollment in many public schools throughout the pandemic, the following school year, 2020-2021, saw an increase with **over 126,000** students enrolled in charter schools as of October 1, 2020. Current 2021-2022 school year enrollment in charter schools is **over 130,000**.

Self-reported data from the state's charter schools indicate that 73% of charter schools had a waitlist totally over 60k students.

Charter School Authority and Oversight



Authority

- Article 14A assigns the State Board of Education (SBE) the sole authority of charter school oversight in North Carolina including, but not limited to, the approval of charter applications, the approval of material revisions to the charter agreement, and the renewal of charter agreements.
- SBE assisted by the Charter Schools Advisory Board (CSAB).
- CSAB assisted by the Office of Charter Schools (OCS).

NC Charter Schools Advisory Board (CSAB)



CSAB – Powers and Duties

To make recommendations to the State Board of Education on the adoption of rules regarding all aspects of charter school operation, including timelines, standards, and criteria for acceptance and approval of applications, monitoring of charter schools, and grounds for revocation of charters.

To review applications and make recommendations to the State Board for final approval of charter applications.

To make recommendations to the State Board on actions regarding a charter school, including renewals of charters, nonrenewals of charters, and revocations of charters.

To undertake any other duties and responsibilities as assigned by the State Board.

CSAB Membership

Appointed By	First Name	Last Name	Start Date of Current Term	End Date of Current Term
State Board of Education	Cheryl	Turner	2019	June 30, 2023
State Board of Education	Eric	Sanchez	2021	June 30, 2025
Superintendent	Jamey	Falkenbury	2021	December 31, 2025
Lt. Governor	Terry	Stoops	2021	December 31, 2025
House	Bruce	Friend	2021	June 30, 2025
House	Hilda	Parlér	2021	June 30, 2025
House	VACANT*			
House	Shelly	Bullard	2021	June 30, 2025
Senate	VACANT			
Senate	Rita	Haire	2021	June 30, 2025
Senate	John	Eldridge	2021	June 30, 2025
Senate	Todd	Godbey	2021	June 30, 2025

NCDPI

Office of Charter Schools



The NC Office of Charter Schools exists to sustain the success of quality charter schools through operations, compliance, and support.

The Office of Charter Schools is currently fully staffed with six consultants, a shared administrative assistant, and an executive director.



Office of
CHARTER SCHOOLS
NC Department of Public Instruction

Office of Charter Schools (OCS)

Staff to CSAB

Technical assistance and guidance to charter schools

Technical assistance and guidance to nonprofit corporations seeking to operate charter schools within the state

Provide or arrange for training for charter schools that have rec'd preliminary approval from SBE

Assist approved charter schools in coordinating services w/in DPI

Assist charters seeking to participate in NC PRE-K

Other duties as assigned by SBE

The Charter Schools Act stipulates the establishment of the Office of Charter Schools staffed w/personnel to carry out necessary duties.



Amendments/CSAB/SBE

Applications

Communications and Data

Performance Framework

Planning Year/Ready to Open Process

Professional Development

Renewals

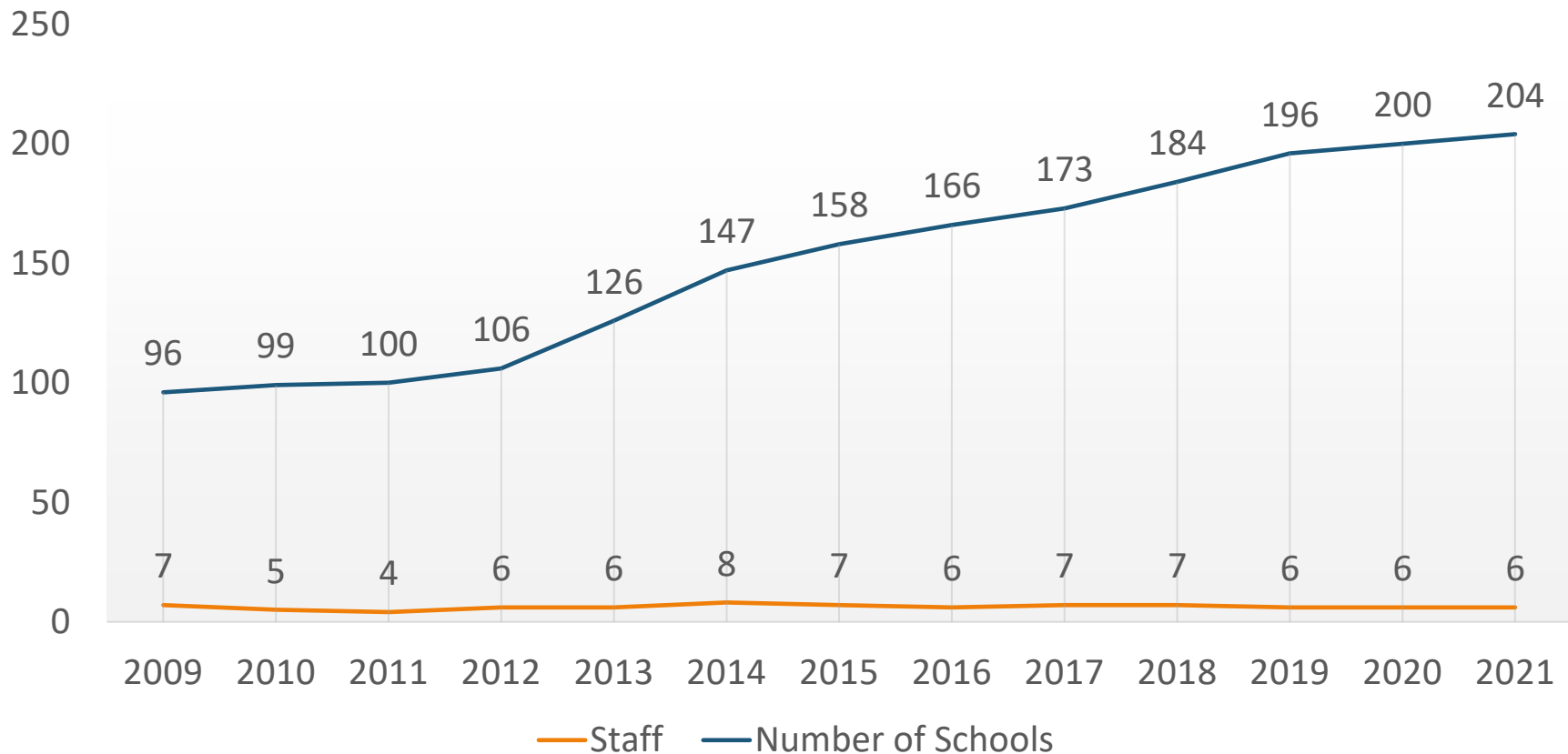
Reports and Rules

Risk Assessment

Stakeholder Support

Office of Charter Schools (OCS)

OCS Staffing and Charter School Growth



NC ACCESS

- OCS is currently in its fourth year of implementing the North Carolina Advancing Charter Collaboration and Excellence for Student Success (NC ACCESS) Program through a \$36.6 million Public Charter Schools Program (CSP) grant from the U.S. Department of Education.
- Currently, **61 charter schools located across 28 counties** have received subgrants to better serve educationally disadvantaged students.

NC ACCESS

- NC ACCESS subgrantees ***enrolled nearly 1,500 additional educationally disadvantaged students and increased the racial diversity of their charter schools through the first 2 years.***
- Subgrantees are implementing proven strategies, such as providing transportation and lunch services, to remove barriers for all students. Every NC ACCESS subgrantee must utilize a weighted admissions lottery.

NC ACCESS – Fellows Institute

- The goal is to provide an opportunity for 160 participants to complete the ACCESS Fellowship. The Fellowship Institute has provided participants with demonstrated best practices training for serving educationally disadvantaged students.
- ***153 Fellows have completed or are in the process of completing the ACCESS Fellowship, including five Restart School Fellows who have joined the program from district public schools.***

NC ACCESS – Visiting Fellows Program

- Noneligible charter school leaders participate in the Fellows Institute.
- Purpose is to provide the visiting school leaders with a range of experiences to develop the critical competencies needed to work with staff, parents, board members, and the community to create a high-performance learning environment.
- Each year, the NC ACCESS Program will invite ten high-performing school leaders from schools not currently eligible to apply for a subgrant. ***Ultimately, this will expand the reach of the Fellowship to an additional 40 school leaders over the course of the five-year grant.***

NC ACCESS – Educational Equity Aspiring Minority School Leaders Program

- Purpose: recruit, select, and train a cohort of twenty aspiring minority school leaders to prepare for service in a leadership role in NC charter schools.
- ***Twelve (12) aspiring leaders will complete the program in May of 2022 and will be fully credentialed by Appalachian State University to serve as Principals in North Carolina Charter Schools.***

Accountability and Performance Framework

Charter Accountability



Statute,
Rules, Policy



Charter
Agreement



Academic
Monitoring



Performance
Framework



Renewal
Process



Closure
Termination

Charter Closure/Termination

- At the conclusion of the 2020-2021 school year, Grandfather Academy voluntarily relinquished its charter, two planning year schools relinquished charters prior to opening, and two planning year schools had their charters revoked prior to opening. Additionally, Essie Mae Kiser Foxx's charter was revoked; the school closed after three years in operation.
- Charter terminations and closures fall into four categories: relinquishment, assumption, non-renewal, or revocation. ***Since 1998, there have been a total of 83 charter terminations.*** This includes schools that were in operation and those that may have been in the planning year program prior to opening the school to students.

Performance Framework

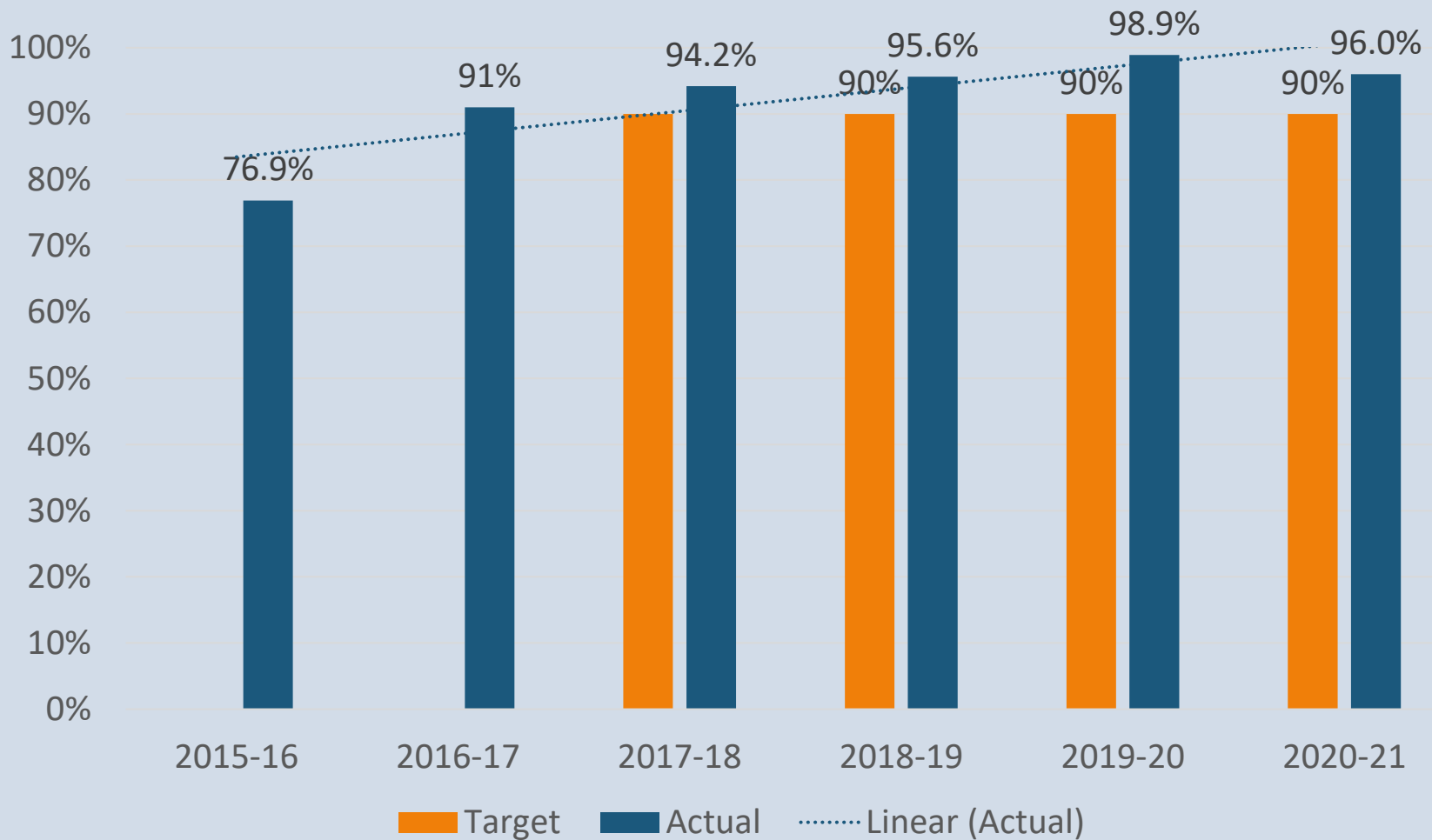
- The State Board of Education's 2025 Statewide Strategic Plan includes the following goal:

Goal II: Improve School and District Performance

Objective 8: Increase the number of charter schools meeting or exceeding ***academic, operational, and financial goals***.

The Performance Framework reports on 46 operational, financial, and academic indicators. Of the 46 reported indicators, schools were measured against a maximum of 29 criteria; academic measures for the year were suspended per legislation. Some measurements were not applicable to all schools, such as required EMO/CMO reporting, posting of previous performance scores (not applicable to first year schools), and the renewal criteria.

Percentage of Charter Schools Meeting or Exceeding All Financial and Operational Goals





Charter Growth

Charter Schools Per Year

CHARTER SCHOOLS IN OPERATION PER YEAR



2021 Charter Growth



Six new operating schools



Eight scheduled to open in fall 2022



21 charter applications
received

3 Accelerated approvals
5 Standard Timeline approvals
2 pending Standard Timeline
applications

Charter Application Trends

Since 1997, the number of charter school applications submitted to the Office of Charter Schools has varied between a high of 71 (2013) and a low of six (2008). ***The average number of applications received between 1996 and 2021 is just under 33 applications.***

From 1997 to 2020, ***the average percentage of applications approved by the State Board of Education is 25.28% of yearly applications.***

Charter Student Demographics



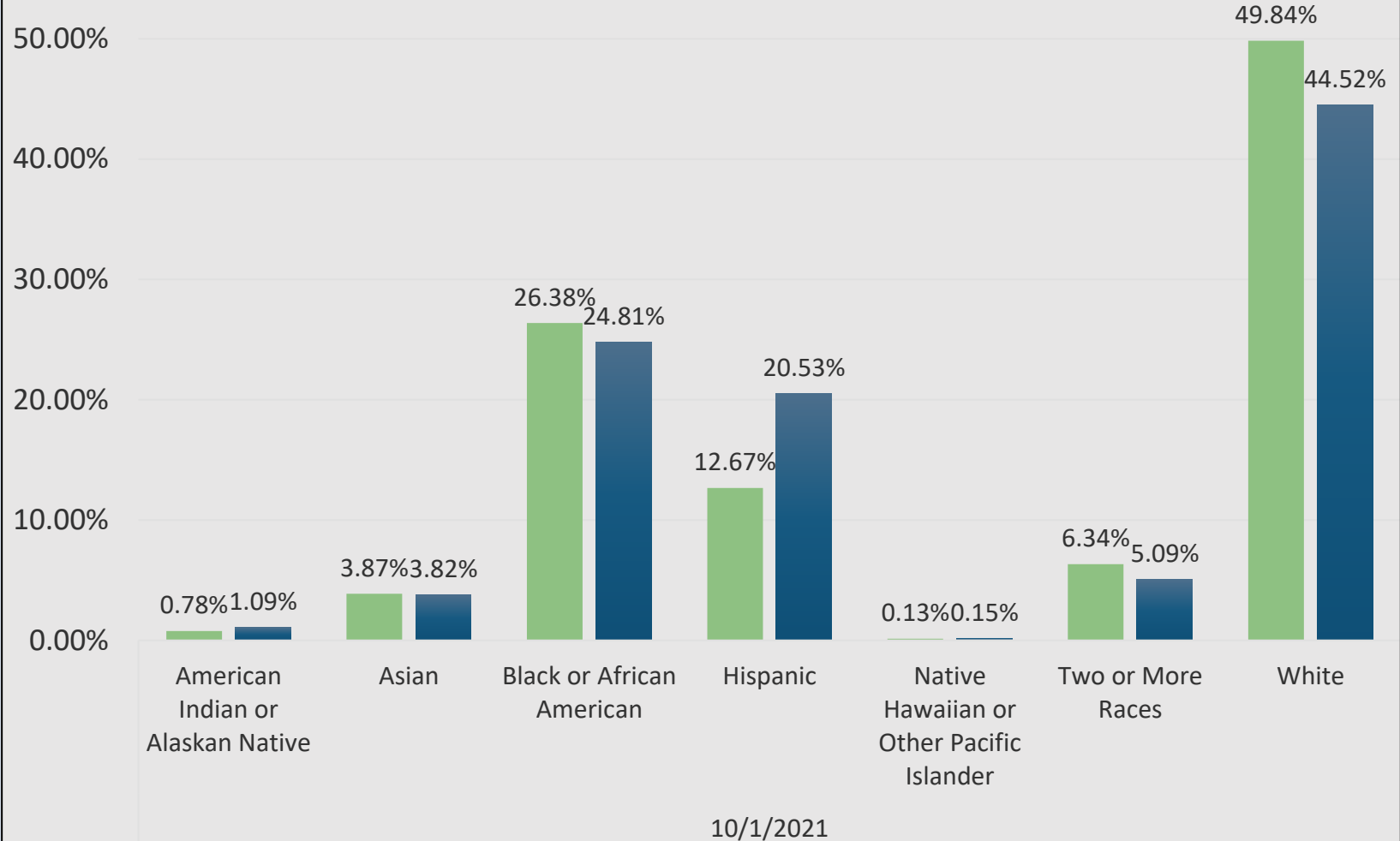
Charter School Enrollment

Since the cap was removed in 2011, the number of charter schools in the state has grown from 100 to 204 (as of the 2021-22 school year). 202 are brick-and-mortar charter schools operating in 64 counties, and two are virtual charter schools. *As of 4/8/22 – 201 in 63 counties.

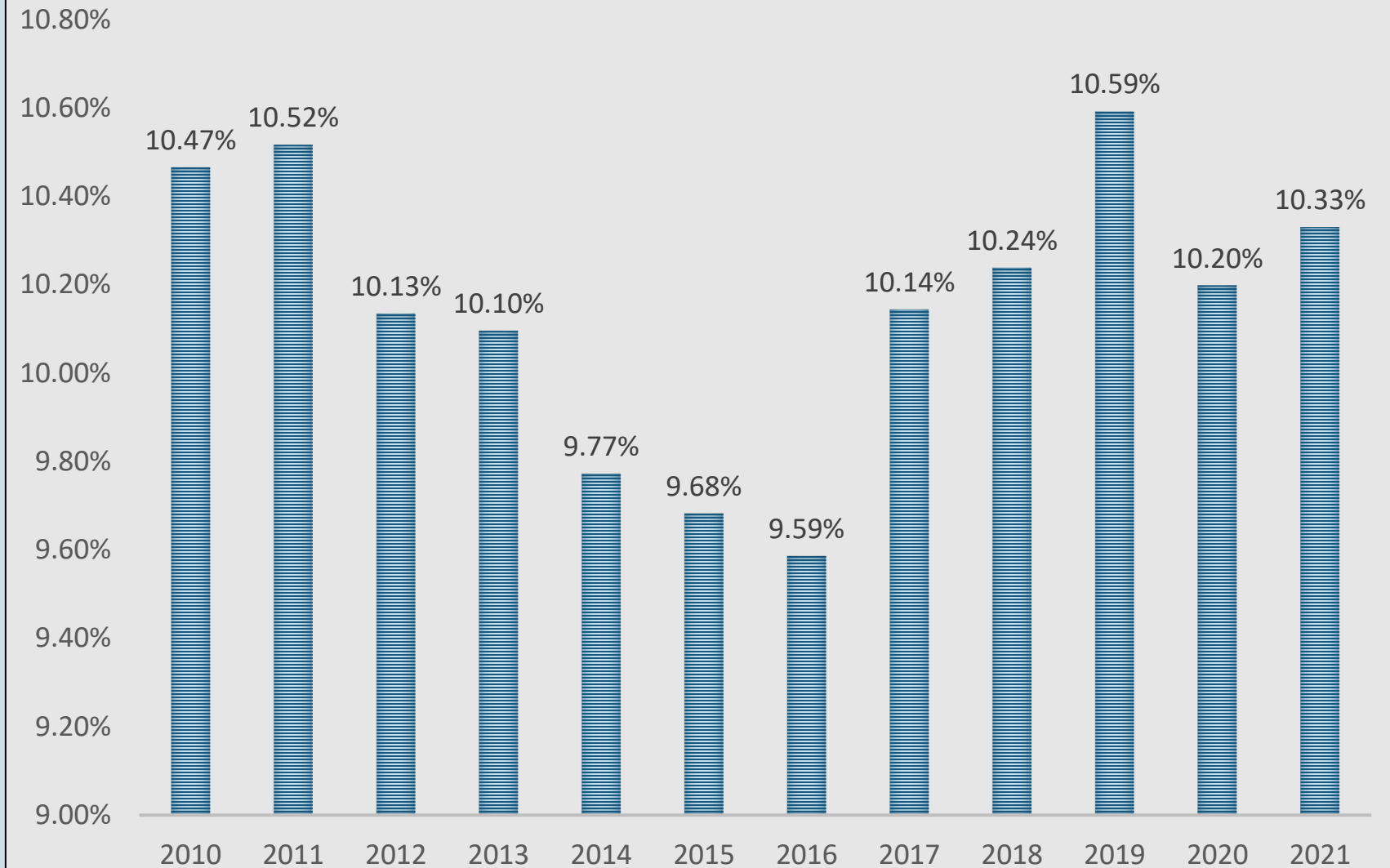
As of March 10, 2022, there are over 130,000 students being served by charter schools. This represents 8.6% of the total public school population. This is an increase over the 2020-2021 school year which saw 126,165 students being served by charter schools as of October 1, 2020.

2021 Ethnicity and Racial Data

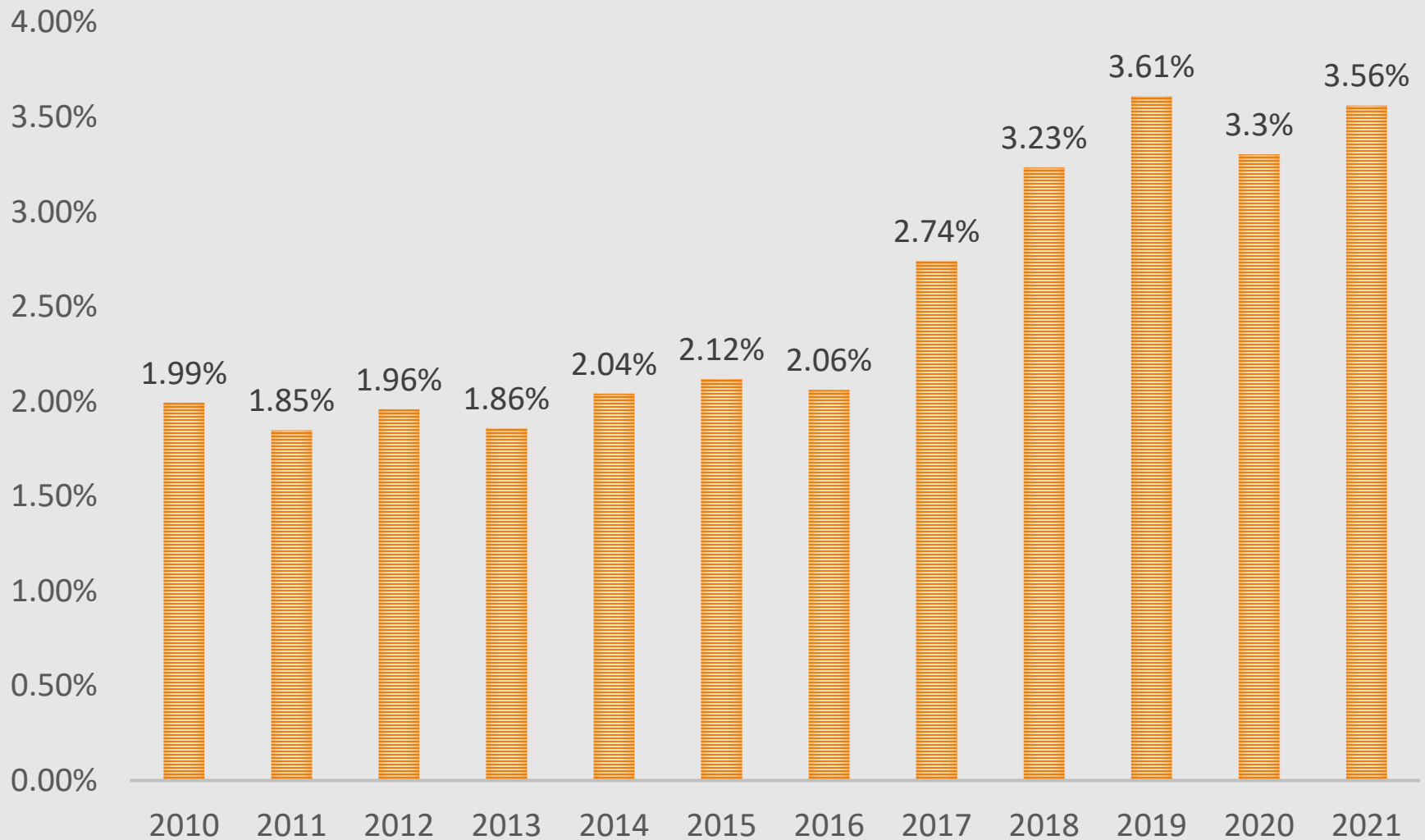
■ All Charters - Percentage ■ All LEAs - Percentage



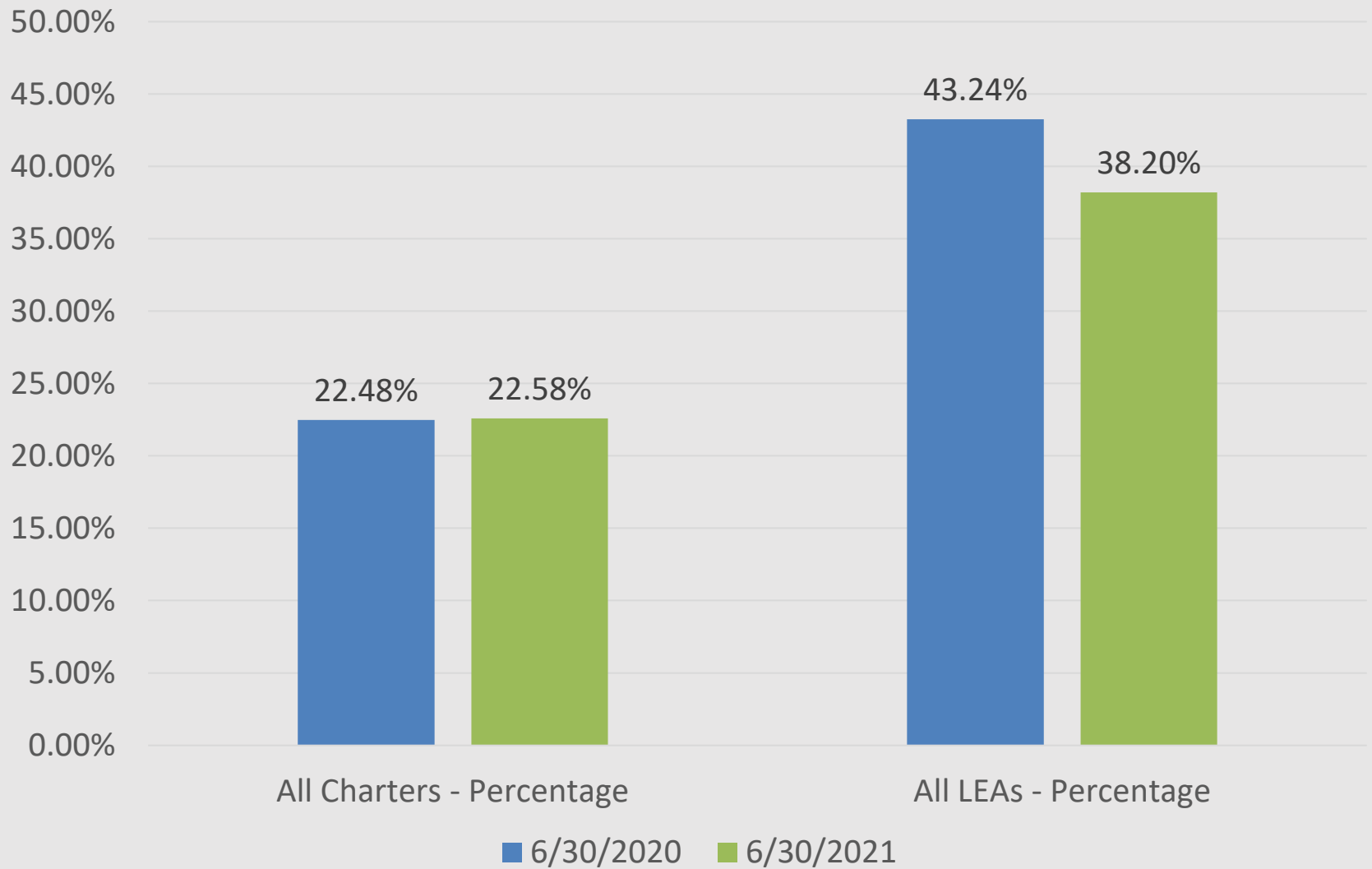
ALL CHARTERS - PERCENTAGE OF SWD



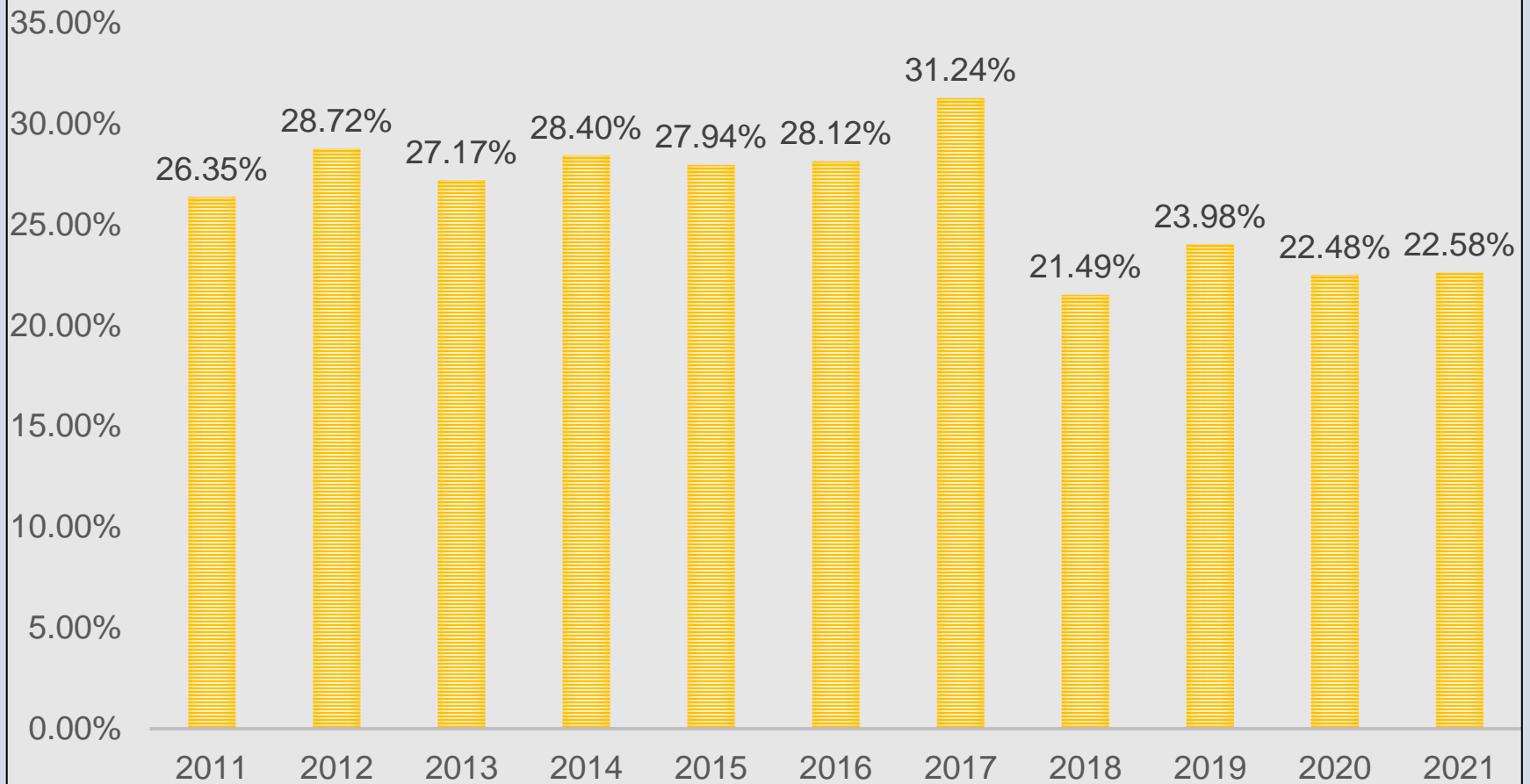
ALL CHARTERS - PERCENTAGE OF ENGLISH LEARNERS



EDS Percentages, 2020-2021



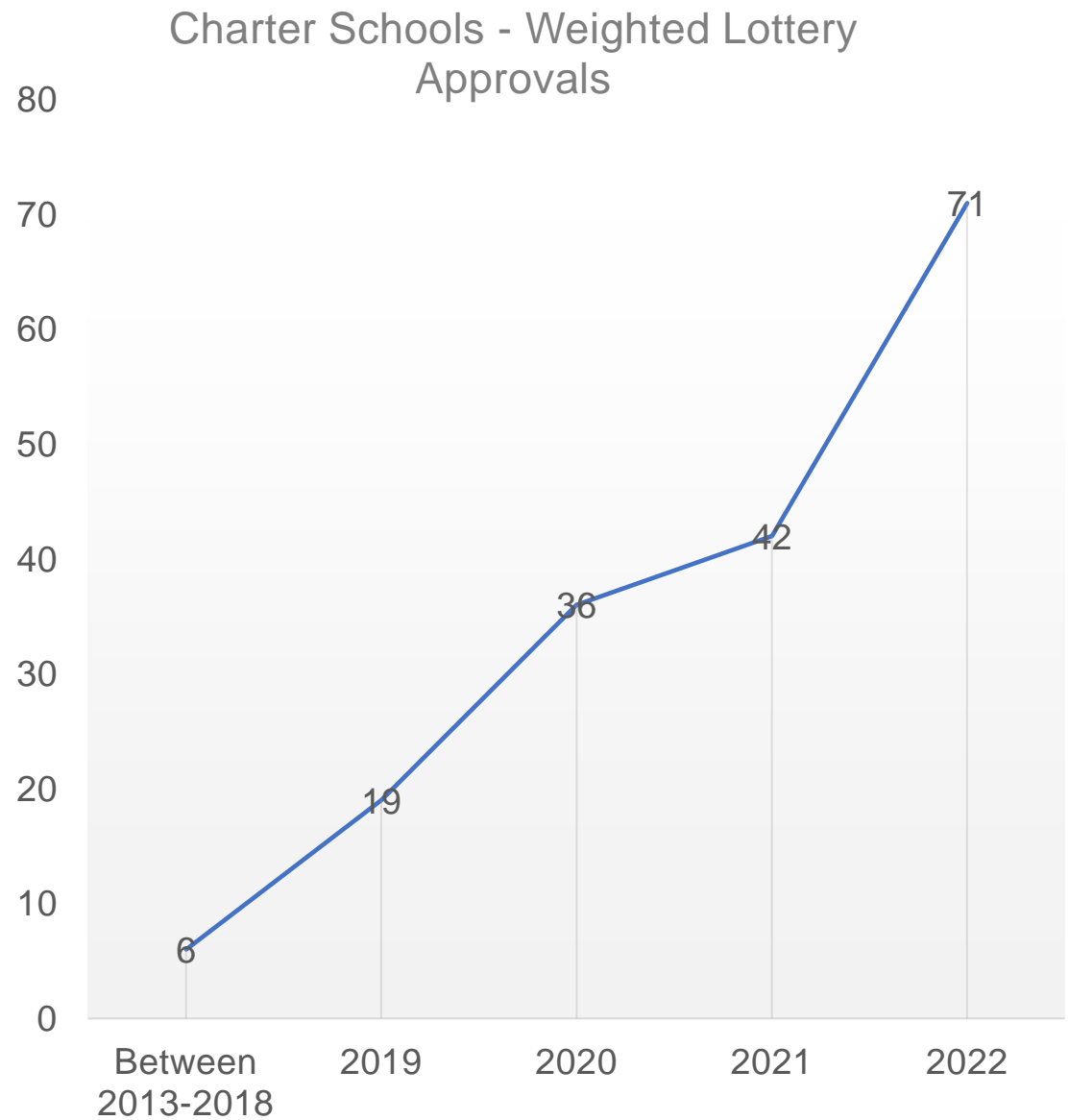
PERCENTAGE OF CHARTER STUDENTS IDENTIFIED AS ECONOMICALLY DISADVANTAGED



Charter School Access



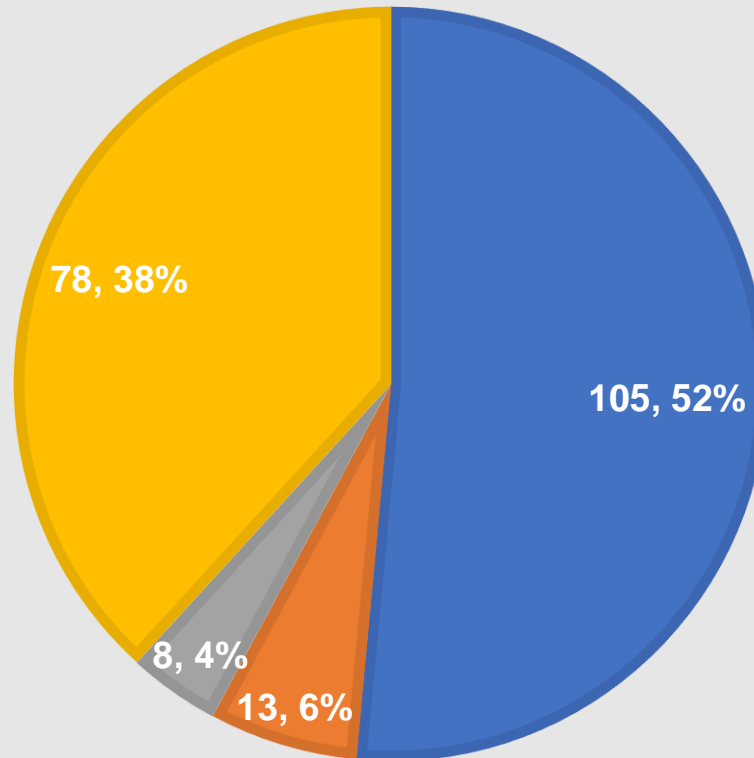
Weighted Lotteries



Transportation

2021 CHARTER SCHOOL TRANSPORTATION

■ Bus Transportation ■ Carpool Coordination ■ Public Transportation ■ Provide as Needed



Charter Academic Performance



Low-Performing Schools

LOW-PERFORMING	CONTINUALLY LOW- PERFORMING
<p>School performance grade of D or F AND School growth score of “met expected growth” or “not met expected growth.”</p>	<p>Low-performing at least two of three consecutive years.</p>

Impact on Districts



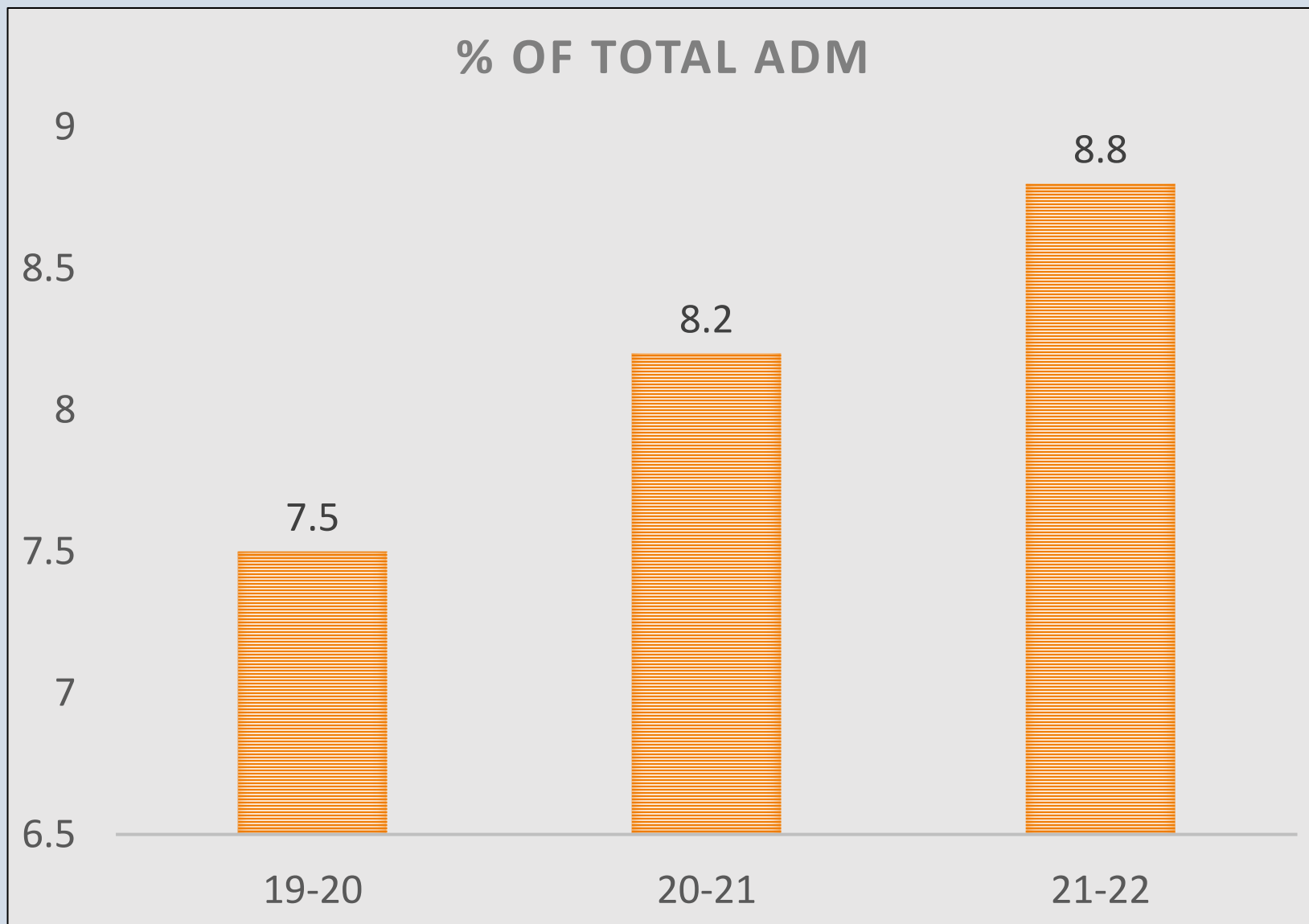
Funding and Membership

For 2020-2021 state funding, charter school average daily membership (ADM) accounted for 8.2% (\$817,976,766) of the state's total ADM.

2021–2022

2020–2021

This increased to 8.8% the following year, 2021-2022 (\$909,998,508).





Best Practices and Innovation: Programmatic Profiles

Programmatic Profiles



Curriculum



Environment



Logistics



Wrap Arounds



Belonging



Extracurriculars/Sports



Staff

Programmatic Profiles

- PBL and Experiential Learning
- Responsive Classrooms
- Social Emotional Learning
- Agricultural Ed and FFA
- Open Way Learning
- Civil Air Patrol
- Character Ed
- Global/Outdoor Ed
- STEM
- Fine Arts
- Inclusion
- Environmental Ed

